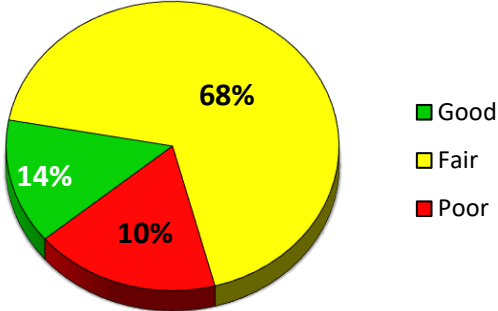
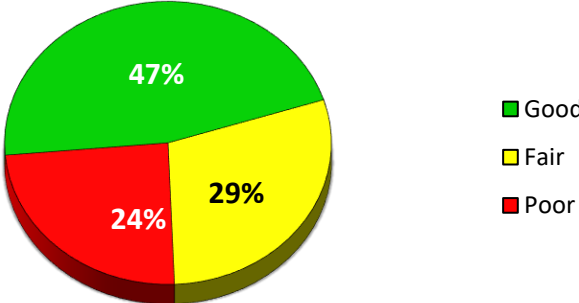


# 2021 Schoolcraft Township Surface Rating Summary

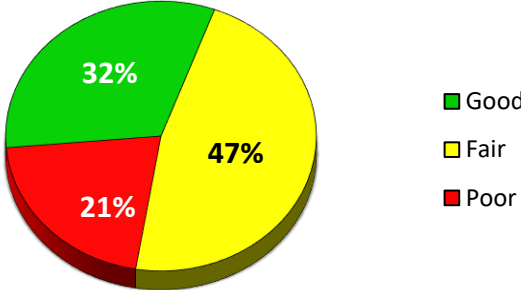
### Primary Roads



### Local Roads



### Local & Primary Roads



\*Good (rating ≥8), Fair (rating = 7, 6, 5) & Poor (rating ≤4)

Paved Roads rated using the Pavement Surface Evaluation and Rating (PASER). Gravel Roads rated using Inventory Based Rating (IBR).

Average Local Road PASER 6.077

**SCHOOLCRAFT TOWNSHIP PASER RATING MILEAGE**

	10	9	8	7	6	5	4	3	2	1	NR	Total
Local	0.000	0.981	14.739	1.998	4.415	3.440	0.903	2.873	4.488	0.000	0.000	33.837
Primary	0.000	2.989	0.888	7.707	10.795	0.486	3.383	1.511	0.000	0.000	0.000	27.759
Miles	0.000	3.970	15.627	9.705	15.210	3.926	4.286	4.384	4.488	0.000	0.000	61.596

	10	9	8	7	6	5	4	3	2	1	NR	Total
Local	0.000	0.981	14.739	1.998	4.415	3.440	0.903	2.873	4.488	0.000	0.000	33.837
	10	≥9	≥8	≥7	≥6	≥5	≥4	≥3	≥2	≥1		
Actual	0%	3%	44%	6%	13%	10%	3%	8%	13%	0%	0%	
Cumm.	0%	3%	46%	52%	65%	76%	78%	87%	100%	100%	100%	
					Good	Fair	Poor					
					46%	29%	24%					

	10	9	8	7	6	5	4	3	2	1	NR	Total
Primary	0.000	2.989	0.888	7.707	10.795	0.486	3.383	1.511	0.000	0.000	0.000	27.759
	10	≥9	≥8	≥7	≥6	≥5	≥4	≥3	≥2	≥1		
Actual	0%	11%	3%	28%	39%	2%	12%	5%	0%	0%	0%	
Cumm.	0%	11%	14%	42%	81%	82%	95%	100%	100%	100%	100%	
					Good	Fair	Poor					
					14%	68%	18%					

	10	9	8	7	6	5	4	3	2	1	NR	Total
Total	0.000	3.970	15.627	9.705	15.210	3.926	4.286	4.384	4.488	0.000	0.000	61.596
	10	≥9	≥8	≥7	≥6	≥5	≥4	≥3	≥2	≥1		
Actual	0%	6%	25%	16%	25%	6%	7%	7%	7%	0%	0%	
Cumm.	0%	6%	32%	48%	72%	79%	86%	93%	100%	100%	100%	
					Good	Fair	Poor	*Good (PASER rating ≥8), Fair (PASER rating = 7, 6, 5) & Poor (PASER rating ≤4)				
					32%	47%	21%					