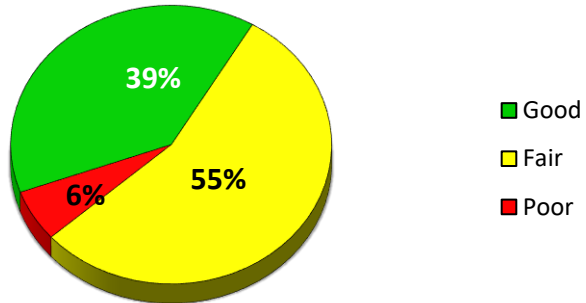
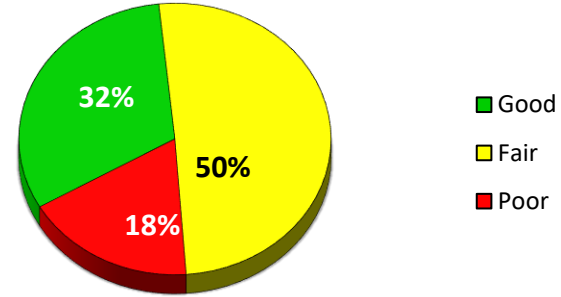


2021 Texas Township Surface Rating Summary

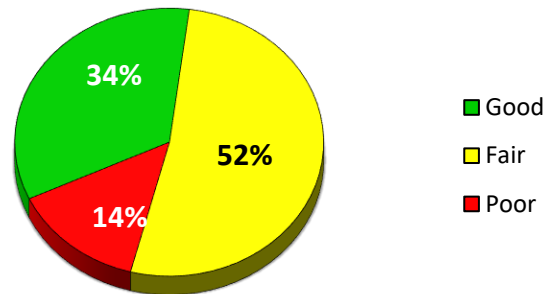
Primary Roads



Local Roads



Local & Primary Roads



*Good (rating ≥ 8), Fair (rating = 7, 6, 5) & Poor (rating ≤ 4)

Paved Roads rated using the Pavement Surface Evaluation and Rating (PASER). Gravel Roads rated using Inventory Based Rating (IBR).

Average Local Road PASER 6.450

TEXAS TOWNSHIP PASER RATING MILEAGE

	10	9	8	7	6	5	4	3	2	1	NR	Total
Local	0.000	8.187	20.884	21.483	16.349	8.436	10.782	5.376	0.116	0.000	0.000	91.613
Primary	0.000	8.079	6.876	9.189	8.208	3.394	2.017	0.000	0.000	0.000	0.119	37.882
Miles	0.000	16.266	27.760	30.672	24.557	11.830	12.799	5.376	0.116	0.000	0.119	129.495

	10	9	8	7	6	5	4	3	2	1	NR	
Local	0.000	8.187	20.884	21.483	16.349	8.436	10.782	5.376	0.116	0.000	0.000	91.613
	10	≥9	≥8	≥7	≥6	≥5	≥4	≥3	≥2	≥1		
Actual	0%	9%	23%	23%	18%	9%	12%	6%	0%	0%	0%	
Cumm.	0%	9%	32%	55%	73%	82%	94%	100%	100%	100%	100%	
					Good	Fair	Poor					
					32%	51%	18%					

	10	9	8	7	6	5	4	3	2	1	NR	
Primary	0.000	8.079	6.876	9.189	8.208	3.394	2.017	0.000	0.000	0.000	0.119	37.882
	10	≥9	≥8	≥7	≥6	≥5	≥4	≥3	≥2	≥1		
Actual	0%	21%	18%	24%	22%	9%	5%	0%	0%	0%	0%	
Cumm.	0%	21%	39%	64%	85%	94%	100%	100%	100%	100%	100%	
					Good	Fair	Poor					
					39%	55%	6%					

	10	9	8	7	6	5	4	3	2	1	NR	
Total	0.000	16.266	27.760	30.672	24.557	11.830	12.799	5.376	0.116	0.000	0.119	129.495
	10	≥9	≥8	≥7	≥6	≥5	≥4	≥3	≥2	≥1		
Actual	0%	13%	21%	24%	19%	9%	10%	4%	0%	0%	0%	
Cumm.	0%	13%	34%	58%	77%	86%	96%	100%	100%	100%	100%	
					Good	Fair	Poor	*Good (PASER rating ≥8), Fair (PASER rating = 7, 6, 5) & Poor (PASER rating ≤4)				
					34%	52%	14%					