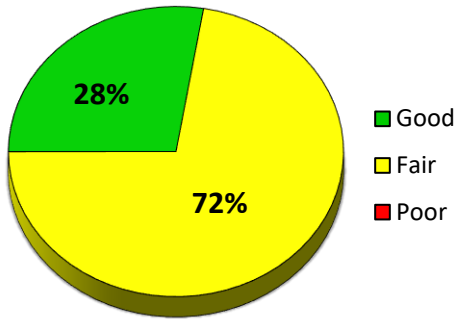
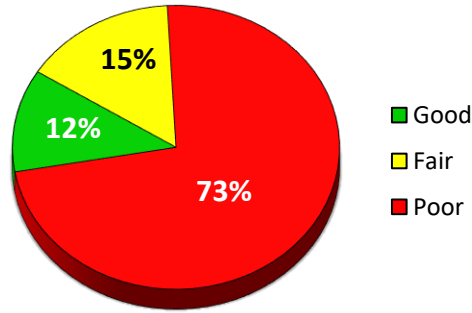


2021 Wakeshma Township Surface Rating Summary

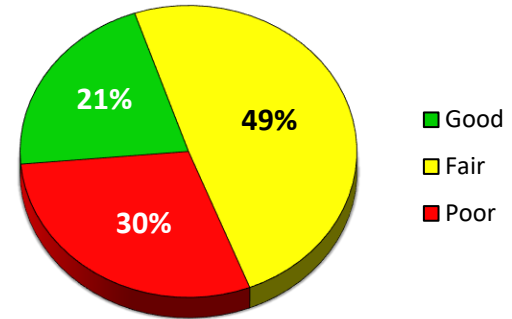
Primary Roads



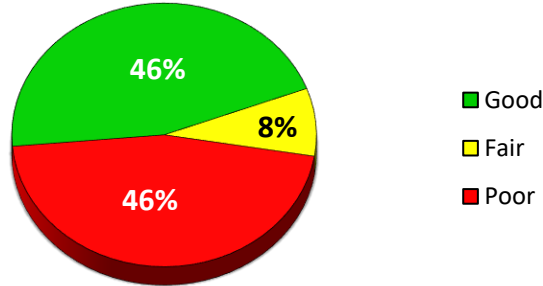
Local Roads



Local & Primary Roads



Gravel Roads



*Good (rating ≥ 8), Fair (rating = 7, 6, 5) & Poor (rating ≤ 4)

Paved Roads rated using the Pavement Surface Evaluation and Rating (PASER). Gravel Roads rated using Inventory Based Rating (IBR).

Average Local Road PASER 3.604

WAKESHMA TOWNSHIP PASER RATING MILEAGE

	10	9	8	7	6	5	4	3	2	1	NR	Total
Local	0.000	1.003	1.001	0.501	0.498	1.606	3.860	1.511	3.019	4.117	0.000	17.116
Primary	0.000	1.005	5.973	14.126	4.001	0.138	0.003	0.004	0.000	0.000	0.000	25.250
Miles	0.000	2.008	6.974	14.627	4.499	1.744	3.863	1.515	3.019	4.117	0.000	42.366

	10	9	8	7	6	5	4	3	2	1	NR	Total
Local	0.000	1.003	1.001	0.501	0.498	1.606	3.860	1.511	3.019	4.117	0.000	17.116
	10	≥9	≥8	≥7	≥6	≥5	≥4	≥3	≥2	≥1		
Actual	0%	6%	6%	3%	3%	9%	23%	9%	18%	24%	0%	
Cumm.	0%	6%	12%	15%	18%	27%	49%	58%	76%	100%	100%	
					Good 12%	Fair 15%	Poor 73%					

	10	9	8	7	6	5	4	3	2	1	NR	Total
Primary	0.000	1.005	5.973	14.126	4.001	0.138	0.003	0.004	0.000	0.000	0.000	25.250
	10	≥9	≥8	≥7	≥6	≥5	≥4	≥3	≥2	≥1		
Actual	0%	4%	24%	56%	16%	1%	0%	0%	0%	0%	0%	
Cumm.	0%	4%	28%	84%	99%	100%	100%	100%	100%	100%	100%	
					Good 28%	Fair 72%	Poor 0%					

	10	9	8	7	6	5	4	3	2	1	NR	Total
Total	0.000	2.008	6.974	14.627	4.499	1.744	3.863	1.515	3.019	4.117	0.000	42.366
	10	≥9	≥8	≥7	≥6	≥5	≥4	≥3	≥2	≥1		
Actual	0%	5%	16%	35%	11%	4%	9%	4%	7%	10%	0%	
Cumm.	0%	5%	21%	56%	66%	70%	80%	83%	90%	100%	100%	
					Good 21%	Fair 49%	Poor 30%	*Good (PASER rating ≥8), Fair (PASER rating = 7, 6, 5) & Poor (PASER rating ≤4)				

WAKESHMA TOWNSHIP INVENTORY BASED RATING MILEAGE

	10	9	8	7	6	5	4	3	2	1	NR	Total
	0	11.452	2.398	0	1.553	0.97	12.614	0	0	1.257	0.084	30.328
	0%	38%	8%	0%	5%	3%	42%	0%	0%	4%	0%	
					Good 46%	Fair 8%	Poor 46%					