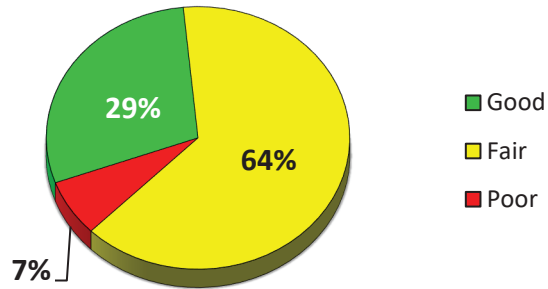
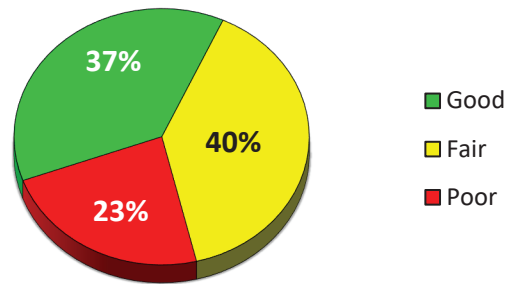


## 2022 Kalamazoo County Surface Rating Summary

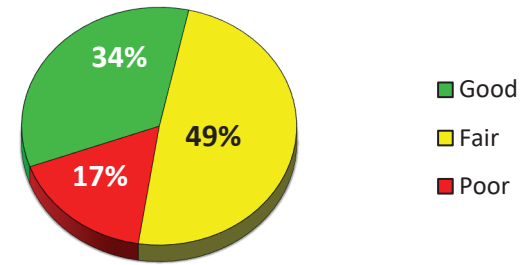
### Primary Roads



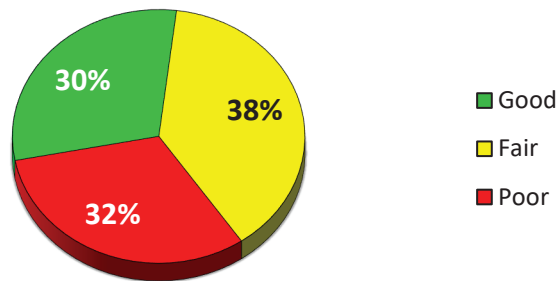
### Local Roads



### Primary & Local Roads



### Gravel Roads



\*Good (rating ≥8), Fair (rating = 7, 6, 5) & Poor (rating ≤4)

Paved Roads rated using the Pavement Surface Evaluation and Rating (PASER). Gravel Roads rated using Inventory Based Rating (IBR).

**KALAMAZOO COUNTY PASER RATING MILEAGE**

|         | 10    | 9      | 8       | 7       | 6       | 5       | 4      | 3      | 2      | 1      | NR    | Total     |
|---------|-------|--------|---------|---------|---------|---------|--------|--------|--------|--------|-------|-----------|
| Local   | 0.000 | 24.854 | 240.530 | 90.481  | 96.700  | 90.895  | 63.709 | 38.473 | 42.308 | 20.806 | 0.146 | 708.902   |
| Primary | 0.000 | 34.013 | 94.446  | 122.986 | 103.645 | 56.642  | 17.517 | 9.559  | 5.021  | 0.016  | 0.000 | 443.845   |
| Miles   | 0.000 | 58.867 | 334.976 | 213.467 | 200.345 | 147.537 | 81.226 | 48.032 | 47.329 | 20.822 | 0.146 | 1,152.747 |

|        | 10    | 9      | 8       | 7      | 6      | 5      | 4      | 3      | 2      | 1      | NR    |         |
|--------|-------|--------|---------|--------|--------|--------|--------|--------|--------|--------|-------|---------|
| Local  | 0.000 | 24.854 | 240.530 | 90.481 | 96.700 | 90.895 | 63.709 | 38.473 | 42.308 | 20.806 | 0.146 | 708.902 |
|        | 10    | ≥9     | ≥8      | ≥7     | ≥6     | ≥5     | ≥4     | ≥3     | ≥2     | ≥1     |       |         |
| Actual | 0%    | 4%     | 34%     | 13%    | 14%    | 13%    | 9%     | 5%     | 6%     | 3%     | 0%    |         |
| Cumm.  | 0%    | 4%     | 37%     | 50%    | 64%    | 77%    | 86%    | 91%    | 97%    | 100%   | 100%  |         |
|        |       |        |         |        | Good   | Fair   | Poor   |        |        |        |       |         |
|        |       |        |         |        | 37%    | 39%    | 23%    |        |        |        |       |         |

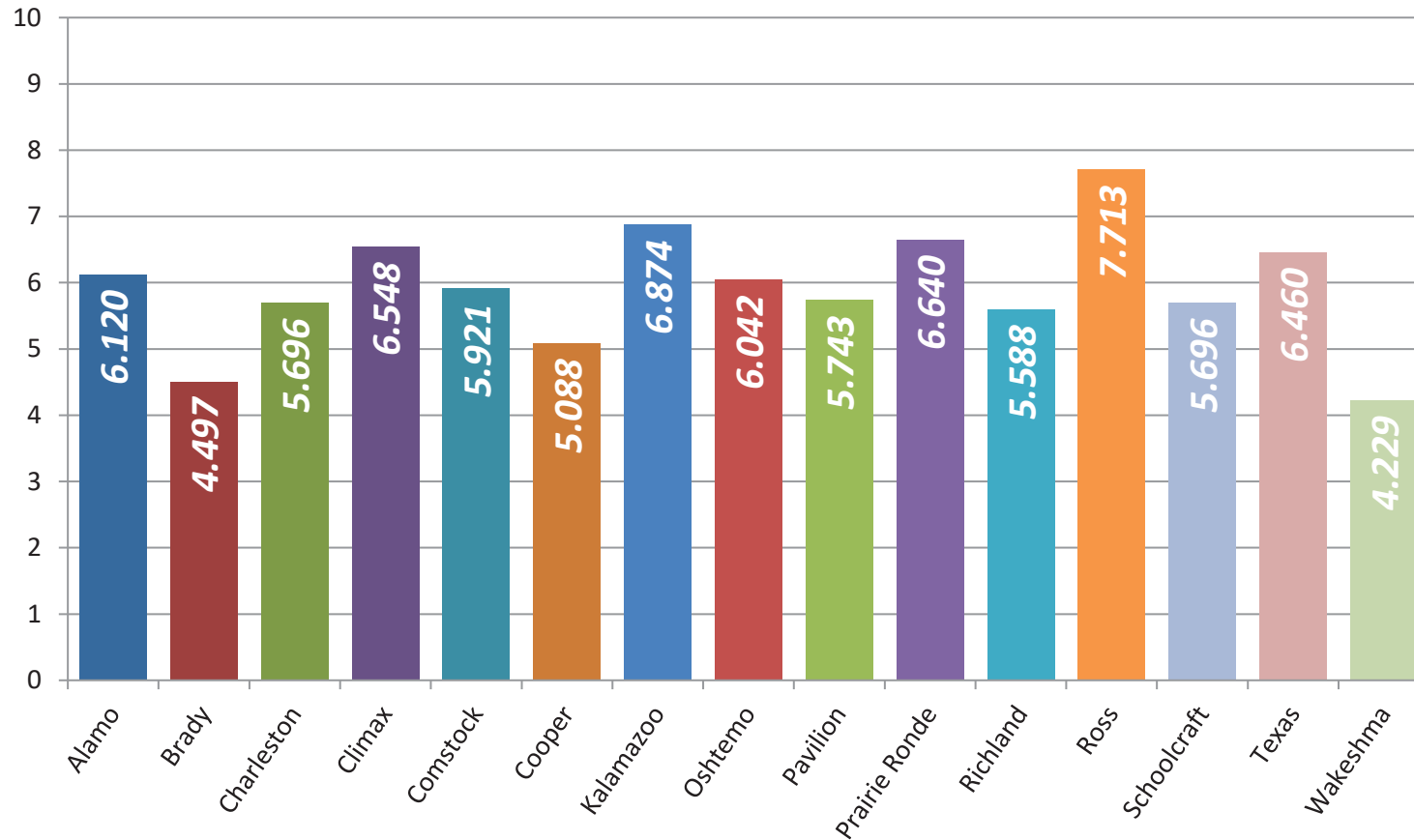
|         | 10    | 9      | 8      | 7       | 6       | 5      | 4      | 3     | 2     | 1     | NR    |         |
|---------|-------|--------|--------|---------|---------|--------|--------|-------|-------|-------|-------|---------|
| Primary | 0.000 | 34.013 | 94.446 | 122.986 | 103.645 | 56.642 | 17.517 | 9.559 | 5.021 | 0.016 | 0.000 | 443.845 |
|         | 10    | ≥9     | ≥8     | ≥7      | ≥6      | ≥5     | ≥4     | ≥3    | ≥2    | ≥1    |       |         |
| Actual  | 0%    | 8%     | 21%    | 28%     | 23%     | 13%    | 4%     | 2%    | 1%    | 0%    | 0%    |         |
| Cumm.   | 0%    | 8%     | 29%    | 57%     | 80%     | 93%    | 97%    | 99%   | 100%  | 100%  | 100%  |         |
|         |       |        |        |         | Good    | Fair   | Poor   |       |       |       |       |         |
|         |       |        |        |         | 29%     | 64%    | 7%     |       |       |       |       |         |

|        | 10    | 9      | 8       | 7       | 6       | 5       | 4      | 3   | 2      | 1      | NR    |           |
|--------|-------|--------|---------|---------|---------|---------|--------|---|--------|--------|-------|-----------|
| Total  | 0.000 | 58.867 | 334.976 | 213.467 | 200.345 | 147.537 | 81.226 | 48.032  | 47.329 | 20.822 | 0.146 | 1,152.747 |
|        | 10    | ≥9     | ≥8      | ≥7      | ≥6      | ≥5      | ≥4     | ≥3  | ≥2     | ≥1     |       |           |
| Actual | 0%    | 5%     | 29%     | 19%     | 17%     | 13%     | 7%     | 4%  | 4%     | 2%     | 0%    |           |
| Cumm.  | 0%    | 5%     | 34%     | 53%     | 70%     | 83%     | 90%    | 94%   | 98%    | 100%   | 100%  |           |
|        |       |        |         |         | Good    | Fair    | Poor   | *Good (PASER rating ≥8), Fair (PASER rating = 7, 6, 5) & Poor (PASER rating ≤4) |        |        |       |           |
|        |       |        |         |         | 34%     | 49%     | 17%    |   |        |        |       |           |

**KALAMAZOO COUNTY INVENTORY BASED RATING MILEAGE**

|  | 10 | 9      | 8     | 7    | 6      | 5     | 4      | 3     | 2     | 1     | NR    | Total   |
|--|----|--------|-------|------|--------|-------|--------|-------|-------|-------|-------|---------|
|  | 0  | 23.401 | 9.156 | 3.91 | 24.689 | 13.19 | 31.534 | 0.123 | 0.306 | 1.904 | 0.335 | 108.548 |
|  | 0% | 22%    | 8%    | 4%   | 23%    | 12%   | 29%    | 0%    | 0%    | 2%    | 0%    |         |
|  |    |        |       |      | Good   | Fair  | Poor   |       |       |       |       |         |
|  |    |        |       |      | 30%    | 38%   | 32%    |       |       |       |       |         |

# 2022 Local Road PASER by Township Summary by Township



\*Good (PASER rating  $\geq 8$ ), Fair (PASER rating = 7, 6, 5) & Poor (PASER rating  $\leq 4$ )

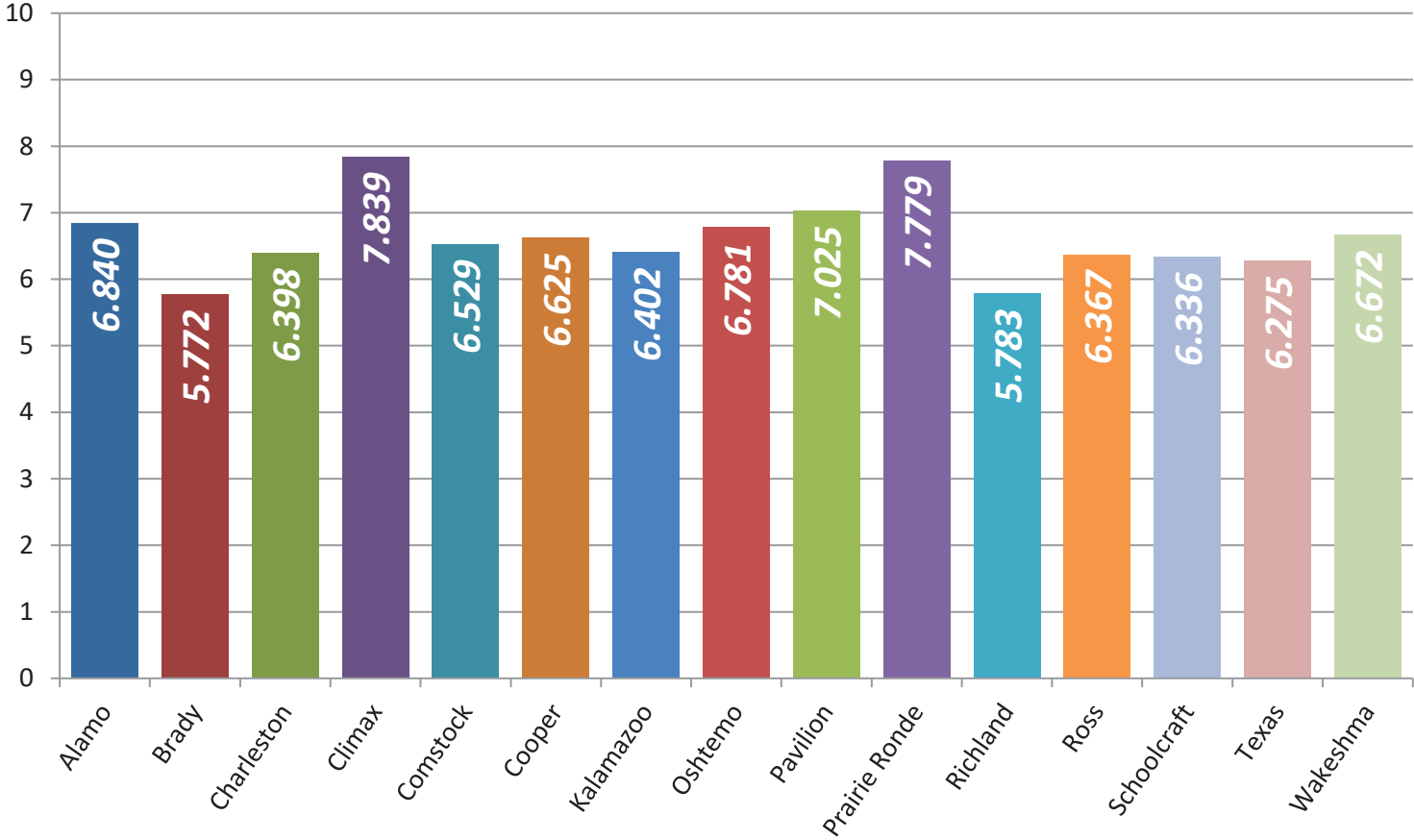
PASER Data does not include gravel roads.

**LOCAL ROAD PASER BY TOWNSHIP**

|               | <b>10</b> | <b>9</b> | <b>8</b> | <b>7</b> | <b>6</b> | <b>5</b> | <b>4</b> | <b>3</b> | <b>2</b> | <b>1</b> | <b>NR</b> | <b>Average</b> |
|---------------|-----------|----------|----------|----------|----------|----------|----------|----------|----------|----------|-----------|----------------|
| County        | 0.000     | 24.854   | 240.530  | 90.481   | 96.700   | 90.895   | 63.709   | 38.473   | 42.308   | 20.806   | 0.146     | 6.054          |
| Alamo         | 0.000     | 0.605    | 9.281    | 12.063   | 0.003    | 5.337    | 0.679    | 0.531    | 1.100    | 3.163    | 0.000     | 6.120          |
| Brady         | 0.000     | 0.246    | 4.133    | 6.264    | 0.000    | 6.069    | 3.643    | 3.387    | 4.214    | 4.841    | 0.000     | 4.497          |
| Charleston    | 0.000     | 1.409    | 5.735    | 3.041    | 0.745    | 1.806    | 3.339    | 0.819    | 1.494    | 1.577    | 0.000     | 5.696          |
| Climax        | 0.000     | 0.000    | 12.164   | 10.695   | 1.001    | 4.993    | 0.000    | 2.707    | 1.011    | 0.000    | 0.000     | 6.548          |
| Comstock      | 0.000     | 3.086    | 20.369   | 5.398    | 19.116   | 9.833    | 6.750    | 2.389    | 5.943    | 1.391    | 0.000     | 5.921          |
| Cooper        | 0.000     | 1.005    | 16.819   | 1.528    | 4.863    | 7.480    | 13.410   | 9.070    | 6.025    | 1.833    | 0.000     | 5.088          |
| Kalamazoo     | 0.000     | 0.000    | 36.096   | 9.604    | 14.898   | 10.546   | 3.072    | 0.061    | 0.000    | 0.000    | 0.000     | 6.874          |
| Oshtemo       | 0.000     | 1.247    | 29.999   | 1.498    | 16.591   | 10.168   | 4.645    | 4.058    | 6.748    | 0.694    | 0.000     | 6.042          |
| Pavilion      | 0.000     | 0.000    | 22.447   | 0.130    | 2.383    | 6.157    | 6.475    | 4.448    | 3.892    | 1.858    | 0.000     | 5.743          |
| Prairie Ronde | 0.000     | 0.273    | 13.086   | 0.000    | 3.343    | 2.921    | 1.141    | 2.100    | 0.000    | 0.150    | 0.000     | 6.640          |
| Richland      | 0.000     | 1.794    | 8.199    | 4.265    | 12.264   | 6.658    | 4.520    | 1.464    | 4.333    | 1.429    | 0.000     | 5.588          |
| Ross          | 0.000     | 4.163    | 28.668   | 10.452   | 3.318    | 0.000    | 0.000    | 0.000    | 0.079    | 0.000    | 0.000     | 7.713          |
| Schoolcraft   | 0.000     | 1.320    | 8.600    | 2.167    | 9.211    | 2.655    | 4.604    | 0.123    | 4.403    | 0.754    | 0.000     | 5.696          |
| Texas         | 0.000     | 8.234    | 23.933   | 21.376   | 8.960    | 14.667   | 7.901    | 6.479    | 0.431    | 0.000    | 0.000     | 6.460          |
| Wakeshma      | 0.000     | 1.472    | 1.001    | 2.000    | 0.004    | 1.605    | 3.530    | 0.837    | 2.550    | 3.116    | 0.000     | 4.229          |

# 2022 Primary Road PASER by Township

## Summary by Township



\*Good (PASER rating ≥8), Fair (PASER rating = 7, 6, 5) & Poor (PASER rating ≤4)

PASER Data does not include gravel roads.

**PRIMARY ROAD PASER BY TOWNSHIP**

|               | <b>10</b> | <b>9</b> | <b>8</b> | <b>7</b> | <b>6</b> | <b>5</b> | <b>4</b> | <b>3</b> | <b>2</b> | <b>1</b> | <b>NR</b> | <b>Average</b> |
|---------------|-----------|----------|----------|----------|----------|----------|----------|----------|----------|----------|-----------|----------------|
| County        | 0.000     | 34.013   | 94.446   | 122.986  | 103.645  | 56.642   | 17.517   | 9.559    | 5.021    | 0.016    | 0.000     | 6.616          |
| Alamo         | 0.000     | 1.988    | 5.973    | 12.261   | 9.702    | 0.045    | 0.000    | 0.000    | 1.020    | 0.000    | 0.000     | 6.840          |
| Brady         | 0.000     | 1.505    | 3.548    | 6.600    | 7.569    | 4.554    | 0.760    | 1.010    | 3.960    | 0.000    | 0.000     | 5.772          |
| Charleston    | 0.000     | 0.499    | 4.979    | 4.182    | 3.721    | 7.377    | 0.000    | 0.000    | 0.000    | 0.000    | 0.000     | 6.398          |
| Climax        | 0.000     | 8.523    | 5.690    | 9.513    | 1.504    | 0.002    | 0.015    | 0.000    | 0.000    | 0.000    | 0.000     | 7.839          |
| Comstock      | 0.000     | 0.000    | 11.376   | 13.810   | 9.907    | 2.502    | 4.050    | 1.109    | 0.000    | 0.000    | 0.000     | 6.529          |
| Cooper        | 0.000     | 1.746    | 7.281    | 4.172    | 13.696   | 3.558    | 0.527    | 0.000    | 0.000    | 0.000    | 0.000     | 6.625          |
| Kalamazoo     | 0.000     | 1.796    | 5.202    | 3.568    | 6.383    | 3.964    | 2.905    | 0.000    | 0.000    | 0.000    | 0.000     | 6.402          |
| Oshtemo       | 0.000     | 1.253    | 10.135   | 20.930   | 3.276    | 4.401    | 1.072    | 1.680    | 0.000    | 0.000    | 0.000     | 6.781          |
| Pavilion      | 0.000     | 1.008    | 8.041    | 10.889   | 4.736    | 2.324    | 0.000    | 0.000    | 0.000    | 0.000    | 0.000     | 7.025          |
| Prairie Ronde | 0.000     | 9.434    | 3.002    | 5.600    | 2.009    | 1.508    | 0.000    | 0.000    | 0.008    | 0.000    | 0.000     | 7.779          |
| Richland      | 0.000     | 0.106    | 3.364    | 4.604    | 7.299    | 6.283    | 2.913    | 1.747    | 0.000    | 0.000    | 0.000     | 5.783          |
| Ross          | 0.000     | 0.000    | 6.625    | 3.765    | 8.705    | 6.678    | 0.276    | 0.000    | 0.033    | 0.016    | 0.000     | 6.367          |
| Schoolcraft   | 0.000     | 3.330    | 5.412    | 4.874    | 5.603    | 2.725    | 3.805    | 2.010    | 0.000    | 0.000    | 0.000     | 6.336          |
| Texas         | 0.000     | 1.087    | 6.583    | 10.072   | 9.230    | 7.720    | 1.194    | 1.996    | 0.000    | 0.000    | 0.000     | 6.275          |
| Wakeshma      | 0.000     | 0.000    | 5.973    | 8.031    | 8.239    | 3.000    | 0.000    | 0.007    | 0.000    | 0.000    | 0.000     | 6.672          |