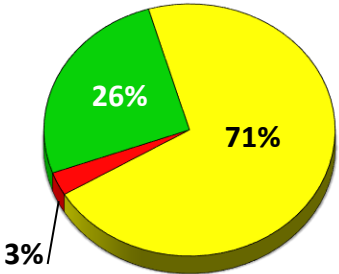


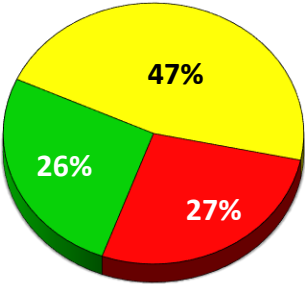
2022 Alamo Township Surface Rating Summary

Primary Roads

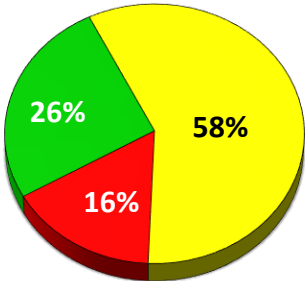


- Good
- Fair
- Poor

Local Roads

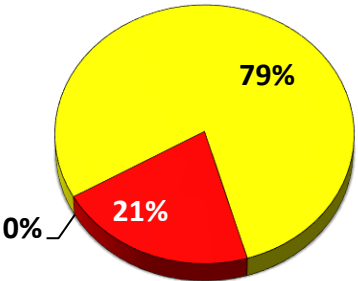


Local & Primary Roads



- Good
- Fair
- Poor

Gravel Roads



- Good
- Fair
- Poor

*Good (rating ≥8), Fair (rating = 7, 6, 5) & Poor (rating ≤4)

Paved Roads rated using the Pavement Surface Evaluation and Rating (PASER). Gravel Roads rated using Inventory Based Rating (IBR).

Average Local Road PASER: 6.120

ALAMO TOWNSHIP PASER RATING MILEAGE

	10	9	8	7	6	5	4	3	2	1	NR	Total
Local	0.000	0.605	9.281	12.063	0.003	5.337	0.679	0.531	5.769	3.163	0.000	37.431
Primary	0.000	1.988	5.973	12.261	9.702	0.045	0.000	0.000	1.020	0.000	0.000	30.989
Miles	0.000	2.593	15.254	24.324	9.705	5.382	0.679	0.531	6.789	3.163	0.000	68.420

	10	9	8	7	6	5	4	3	2	1	NR	Total
Local	0.000	0.605	9.281	12.063	0.003	5.337	0.679	0.531	5.769	3.163	0.000	37.431
Actual	10	≥9	≥8	≥7	≥6	≥5	≥4	≥3	≥2	≥1		
Cumm.	0%	2%	25%	32%	0%	14%	2%	1%	15%	8%	0%	
	0%	2%	26%	59%	59%	73%	75%	76%	92%	100%	100%	
					Good 26%	Fair 46%	Poor 27%					

	10	9	8	7	6	5	4	3	2	1	NR	Total
Primary	0.000	1.988	5.973	12.261	9.702	0.045	0.000	0.000	1.020	0.000	0.000	30.989
Actual	10	≥9	≥8	≥7	≥6	≥5	≥4	≥3	≥2	≥1		
Cumm.	0%	6%	19%	40%	31%	0%	0%	0%	3%	0%	0%	
	0%	6%	26%	65%	97%	97%	97%	97%	100%	100%	100%	
					Good 26%	Fair 71%	Poor 3%					

	10	9	8	7	6	5	4	3	2	1	NR	Total
Total	0.000	2.593	15.254	24.324	9.705	5.382	0.679	0.531	6.789	3.163	0.000	68.420
Actual	10	≥9	≥8	≥7	≥6	≥5	≥4	≥3	≥2	≥1		
Cumm.	0%	4%	22%	36%	14%	8%	1%	1%	10%	5%	0%	
	0%	4%	26%	62%	76%	84%	85%	85%	95%	100%	100%	
					Good 26%	Fair 58%	Poor 16%					

*Good (PASER rating ≥8), Fair (PASER rating = 7, 6, 5) & Poor (PASER rating ≤4)

ALAMO TOWNSHIP INVENTORY BASED RATING MILEAGE

	10	9	8	7	6	5	4	3	2	1	NR	Total
	0.000	0.000	0.000	1.535	1.645	0.500	0.987	0.000	0.000	0.000	0.002	4.669
	0%	0%	0%	33%	35%	11%	21%	0%	0%	0%	0%	
					Good 0%	Fair 79%	Poor 21%					