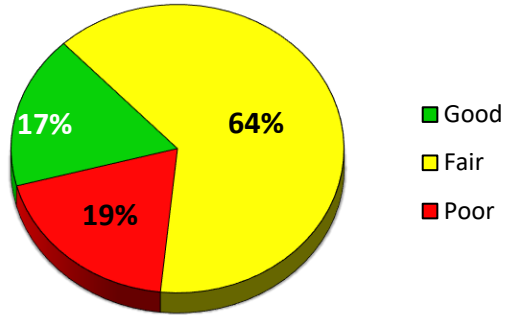
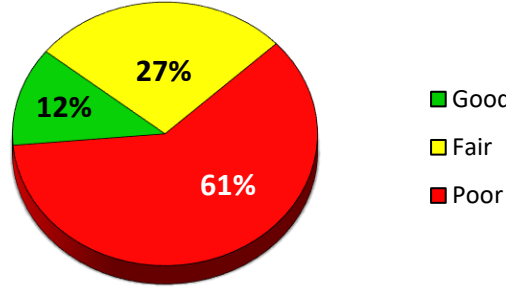


2022 Brady Township Surface Rating Summary

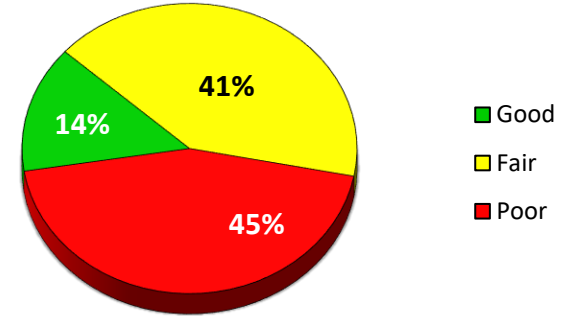
Primary Roads



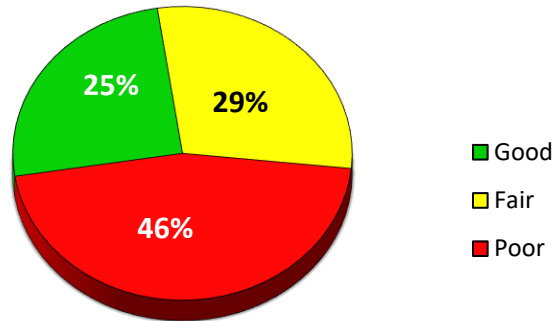
Local Roads



Local & Primary Roads



Gravel Roads



*Good (rating ≥ 8), Fair (rating = 7, 6, 5) & Poor (rating ≤ 4)

Paved Roads rated using the Pavement Surface Evaluation and Rating (PASER). Gravel Roads rated using Inventory Based Rating (IBR).

Average Local Road PASER: 4.497

BRADY TOWNSHIP PASER RATING MILEAGE

	10	9	8	7	6	5	4	3	2	1	NR	Total
Local	0.504	0.246	4.904	6.264	0.000	6.069	3.643	3.387	15.667	4.841	0.000	45.525
Primary	0.000	1.505	3.548	6.600	7.569	4.554	0.760	1.010	3.960	0.000	0.000	29.506
Miles	0.504	1.751	8.452	12.864	7.569	10.623	4.403	4.397	19.627	4.841	0.000	75.031

	10	9	8	7	6	5	4	3	2	1	NR	Total
Local	0.504	0.246	4.904	6.264	0.000	6.069	3.643	3.387	15.667	4.841	0.000	45.525
Actual	10	≥9	≥8	≥7	≥6	≥5	≥4	≥3	≥2	≥1		
Cumm.	1%	1%	11%	14%	0%	13%	8%	7%	34%	11%	0%	
	1%	2%	12%	26%	26%	40%	48%	55%	89%	100%	100%	
					Good	Fair	Poor					
					12%	27%	60%					

	10	9	8	7	6	5	4	3	2	1	NR	Total
Primary	0.000	1.505	3.548	6.600	7.569	4.554	0.760	1.010	3.960	0.000	0.000	29.506
Actual	10	≥9	≥8	≥7	≥6	≥5	≥4	≥3	≥2	≥1		
Cumm.	0%	5%	12%	22%	26%	15%	3%	3%	13%	0%	0%	
	0%	5%	17%	39%	65%	81%	83%	87%	100%	100%	100%	
					Good	Fair	Poor					
					17%	63%	19%					

	10	9	8	7	6	5	4	3	2	1	NR	Total
Total	0.504	1.751	8.452	12.864	7.569	10.623	4.403	4.397	19.627	4.841	0.000	75.031
Actual	10	≥9	≥8	≥7	≥6	≥5	≥4	≥3	≥2	≥1		
Cumm.	1%	2%	11%	17%	10%	14%	6%	6%	26%	6%	0%	
	1%	3%	14%	31%	42%	56%	62%	67%	94%	100%	100%	
					Good	Fair	Poor	*Good (PASER rating ≥8), Fair (PASER rating = 7, 6, 5) & Poor (PASER rating ≤4)				
					14%	41%	44%					

BRADY TOWNSHIP INVENTORY BASED RATING MILEAGE

	10	9	8	7	6	5	4	3	2	1	NR	Total
	0	3.197	0	0.399	1.75	1.546	5.829	0	0	0	0.007	12.728
	0%	25%	0%	3%	14%	12%	46%	0%	0%	0%	0%	
					Good	Fair	Poor					
					25%	29%	46%					