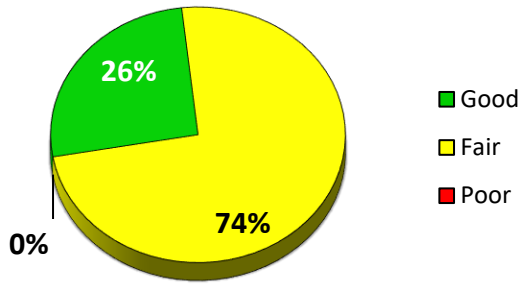
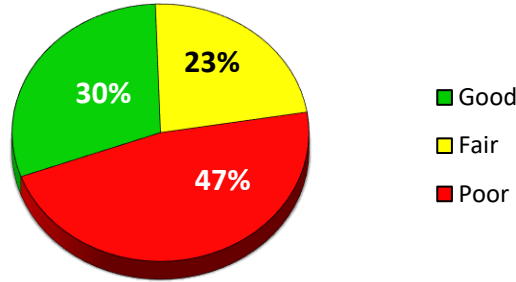


2022 Charleston Township Surface Rating Summary

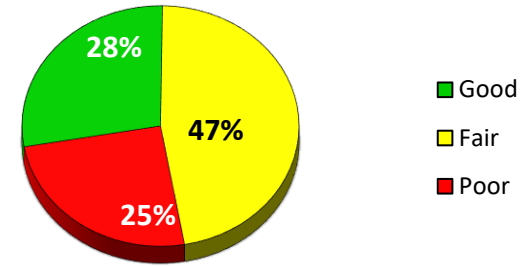
Primary Roads



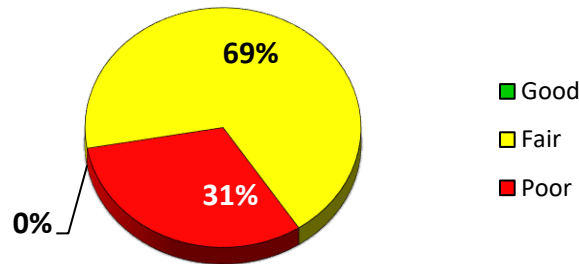
Local Roads



Local & Primary Roads



Gravel Roads



*Good (rating ≥8), Fair (rating = 7, 6, 5) & Poor (rating ≤4)

Paved Roads rated using the Pavement Surface Evaluation and Rating (PASER). Gravel Roads rated using Inventory Based Rating (IBR).

Average Local Road PASER: 5.696

CHARLESTON TOWNSHIP PASER RATING MILEAGE

	10	9	8	7	6	5	4	3	2	1	NR	Total
Local	0.000	1.409	5.735	3.041	0.745	1.806	3.339	0.819	5.451	1.577	0.000	23.922
Primary	0.000	0.499	4.979	4.182	3.721	7.377	0.000	0.000	0.000	0.000	0.000	20.758
Miles	0.000	1.908	10.714	7.223	4.466	9.183	3.339	0.819	5.451	1.577	0.000	44.680

	10	9	8	7	6	5	4	3	2	1	NR	Total
Local	0.000	1.409	5.735	3.041	0.745	1.806	3.339	0.819	5.451	1.577	0.000	23.922
Actual	10	≥9	≥8	≥7	≥6	≥5	≥4	≥3	≥2	≥1		
Cumm.	0%	6%	24%	13%	3%	8%	14%	3%	23%	7%	0%	
	0%	6%	30%	43%	46%	53%	67%	71%	93%	100%	100%	
					Good	Fair	Poor					
					30%	23%	47%					

	10	9	8	7	6	5	4	3	2	1	NR	Total
Primary	0.000	0.499	4.979	4.182	3.721	7.377	0.000	0.000	0.000	0.000	0.000	20.758
Actual	10	≥9	≥8	≥7	≥6	≥5	≥4	≥3	≥2	≥1		
Cumm.	0%	2%	24%	20%	18%	36%	0%	0%	0%	0%	0%	
	0%	2%	26%	47%	64%	100%	100%	100%	100%	100%	100%	
					Good	Fair	Poor					
					26%	74%	0%					

	10	9	8	7	6	5	4	3	2	1	NR	Total
Total	0.000	1.908	10.714	7.223	4.466	9.183	3.339	0.819	5.451	1.577	0.000	44.680
Actual	10	≥9	≥8	≥7	≥6	≥5	≥4	≥3	≥2	≥1		
Cumm.	0%	4%	24%	16%	10%	21%	7%	2%	12%	4%	0%	
	0%	4%	28%	44%	54%	75%	82%	84%	96%	100%	100%	
					Good	Fair	Poor	*Good (PASER rating ≥8), Fair (PASER rating = 7, 6, 5) & Poor (PASER rating ≤4)				
					28%	47%	25%					

CHARLESTON TOWNSHIP INVENTORY BASED RATING MILEAGE

	10	9	8	7	6	5	4	3	2	1	NR	Total
	0	0	0	0	2.712	0	1.122	0.123	0	0	0	3.957
	0%	0%	0%	0%	69%	0%	28%	3%	0%	0%	0%	
					Good	Fair	Poor					
					0%	69%	31%					