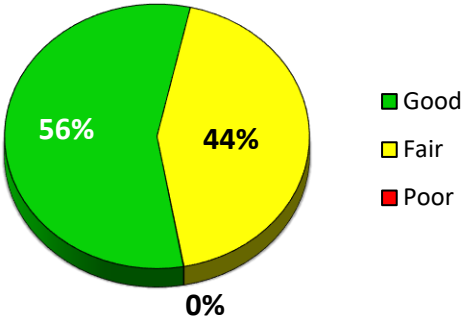
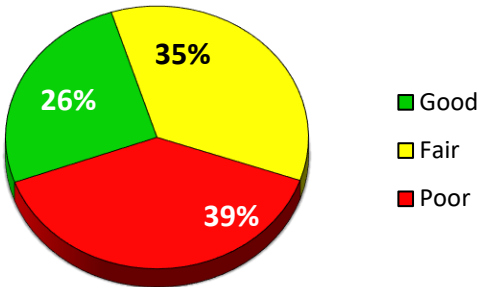


2022 Climax Township Surface Rating Summary

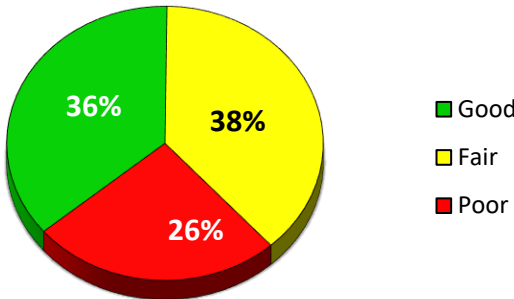
Primary Roads



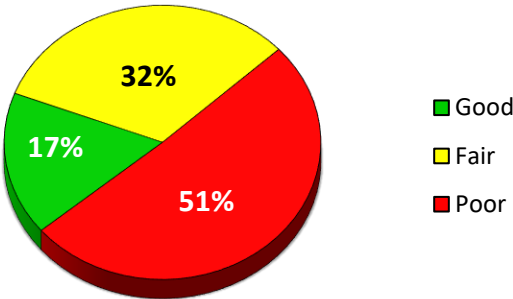
Local Roads



Local & Primary Roads



Gravel Roads



*Good (rating ≥8), Fair (rating = 7, 6, 5) & Poor (rating ≤4)

Paved Roads rated using the Pavement Surface Evaluation and Rating (PASER). Gravel Roads rated using Inventory Based Rating (IBR).

Average Local Road PASER: 6.548

CLIMAX TOWNSHIP PASER RATING MILEAGE

| | 10 | 9 | 8 | 7 | 6 | 5 | 4 | 3 | 2 | 1 | NR | Total |
|---------|-------|-------|--------|--------|-------|-------|-------|-------|--------|-------|-------|--------|
| Local | 0.000 | 0.000 | 12.164 | 10.695 | 1.001 | 4.993 | 0.000 | 2.707 | 15.335 | 0.000 | 0.501 | 47.396 |
| Primary | 0.000 | 8.523 | 5.690 | 9.513 | 1.504 | 0.002 | 0.015 | 0.000 | 0.000 | 0.000 | 0.000 | 25.247 |
| Miles | 0.000 | 8.523 | 17.854 | 20.208 | 2.505 | 4.995 | 0.015 | 2.707 | 15.335 | 0.000 | 0.501 | 72.643 |

| | 10 | 9 | 8 | 7 | 6 | 5 | 4 | 3 | 2 | 1 | NR | Total |
|--------|-------|-------|--------|--------|-------------|-------------|-------------|-------|--------|-------|-------|--------|
| Local | 0.000 | 0.000 | 12.164 | 10.695 | 1.001 | 4.993 | 0.000 | 2.707 | 15.335 | 0.000 | 0.501 | 47.396 |
| | 10 | ≥9 | ≥8 | ≥7 | ≥6 | ≥5 | ≥4 | ≥3 | ≥2 | ≥1 | | |
| Actual | 0% | 0% | 26% | 23% | 2% | 11% | 0% | 6% | 32% | 0% | 1% | |
| Cumm. | 0% | 0% | 26% | 48% | 50% | 61% | 61% | 67% | 99% | 99% | 100% | |
| | | | | | Good 26% | Fair 35% | Poor 39% | | | | | |

| | 10 | 9 | 8 | 7 | 6 | 5 | 4 | 3 | 2 | 1 | NR | Total |
|---------|-------|-------|-------|-------|-------------|-------------|------------|-------|-------|-------|-------|--------|
| Primary | 0.000 | 8.523 | 5.690 | 9.513 | 1.504 | 0.002 | 0.015 | 0.000 | 0.000 | 0.000 | 0.000 | 25.247 |
| | 10 | ≥9 | ≥8 | ≥7 | ≥6 | ≥5 | ≥4 | ≥3 | ≥2 | ≥1 | | |
| Actual | 0% | 34% | 23% | 38% | 6% | 0% | 0% | 0% | 0% | 0% | 0% | |
| Cumm. | 0% | 34% | 56% | 94% | 100% | 100% | 100% | 100% | 100% | 100% | 100% | |
| | | | | | Good 56% | Fair 44% | Poor 0% | | | | | |

| | 10 | 9 | 8 | 7 | 6 | 5 | 4 | 3 | 2 | 1 | NR | Total |
|--------|-------|-------|--------|--------|-------------|-------------|-------------|---|--------|-------|-------|--------|
| Total | 0.000 | 8.523 | 17.854 | 20.208 | 2.505 | 4.995 | 0.015 | 2.707 | 15.335 | 0.000 | 0.501 | 72.643 |
| | 10 | ≥9 | ≥8 | ≥7 | ≥6 | ≥5 | ≥4 | ≥3 | ≥2 | ≥1 | | |
| Actual | 0% | 12% | 25% | 28% | 3% | 7% | 0% | 4% | 21% | 0% | 1% | |
| Cumm. | 0% | 12% | 36% | 64% | 68% | 74% | 74% | 78% | 99% | 99% | 100% | |
| | | | | | Good 36% | Fair 38% | Poor 26% | *Good (PASER rating ≥8), Fair (PASER rating = 7, 6, 5) & Poor (PASER rating ≤4) | | | | |

CLIMAX TOWNSHIP INVENTORY BASED RATING MILEAGE

| | 10 | 9 | 8 | 7 | 6 | 5 | 4 | 3 | 2 | 1 | NR | Total |
|--|----|----|------|----|-------------|-------------|-------------|----|----|------|-------|--------|
| | 0 | 0 | 2.51 | 0 | 1.038 | 3.752 | 7.071 | 0 | 0 | 0.45 | 0.004 | 14.825 |
| | 0% | 0% | 17% | 0% | 7% | 25% | 48% | 0% | 0% | 3% | 0% | |
| | | | | | Good 17% | Fair 32% | Poor 51% | | | | | |