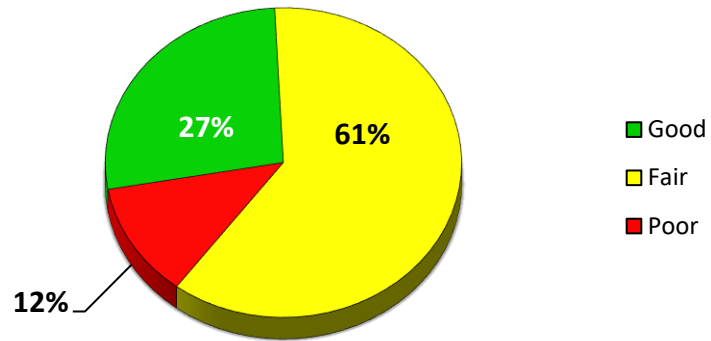
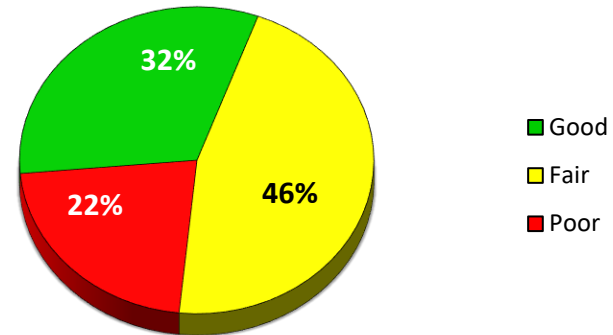


# 2022 Comstock Township Surface Rating Summary

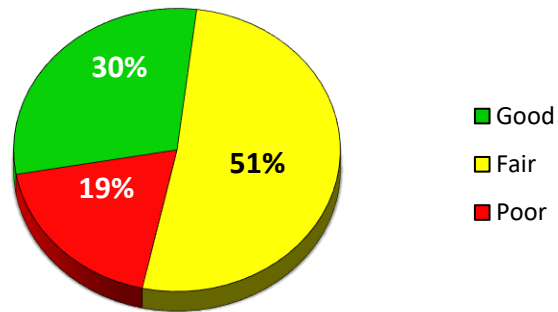
## Primary Roads



## Local Roads



## Local & Primary Roads



\*Good (rating  $\geq 8$ ), Fair (rating = 7, 6, 5) & Poor (rating  $\leq 4$ )

Paved Roads rated using the Pavement Surface Evaluation and Rating (PASER). Gravel Roads rated using Inventory Based Rating (IBR).

**Average Local Road PASER: 5.921**

**COMSTOCK TOWNSHIP PASER RATING MILEAGE**

	10	9	8	7	6	5	4	3	2	1	NR	Total
Local	0.000	3.086	20.369	5.398	19.116	9.833	6.750	2.389	5.943	1.391	0.038	74.313
Primary	0.000	0.000	11.376	14.914	8.803	2.502	4.050	1.109	0.000	0.000	0.000	42.754
Miles	0.000	3.086	31.745	20.312	27.919	12.335	10.800	3.498	5.943	1.391	0.038	117.067

	10	9	8	7	6	5	4	3	2	1	NR	Total
Local	0.000	3.086	20.369	5.398	19.116	9.833	6.750	2.389	5.943	1.391	0.038	74.313
	10	≥9	≥8	≥7	≥6	≥5	≥4	≥3	≥2	≥1		
Actual	0%	4%	27%	7%	26%	13%	9%	3%	8%	2%	0%	
Cumm.	0%	4%	32%	39%	65%	78%	87%	90%	98%	100%	100%	
					Good 32%	Fair 46%	Poor 22%					

	10	9	8	7	6	5	4	3	2	1	NR	Total
Primary	0.000	0.000	11.376	14.914	8.803	2.502	4.050	1.109	0.000	0.000	0.000	42.754
	10	≥9	≥8	≥7	≥6	≥5	≥4	≥3	≥2	≥1		
Actual	0%	0%	27%	35%	21%	6%	9%	3%	0%	0%	0%	
Cumm.	0%	0%	27%	61%	82%	88%	97%	100%	100%	100%	100%	
					Good 27%	Fair 61%	Poor 12%					

	10	9	8	7	6	5	4	3	2	1	NR	Total
Total	0.000	3.086	31.745	20.312	27.919	12.335	10.800	3.498	5.943	1.391	0.038	117.067
	10	≥9	≥8	≥7	≥6	≥5	≥4	≥3	≥2	≥1		
Actual	0%	3%	27%	17%	24%	11%	9%	3%	5%	1%	0%	
Cumm.	0%	3%	30%	47%	71%	81%	91%	94%	99%	100%	100%	
					Good 30%	Fair 52%	Poor 19%	*Good (PASER rating ≥8), Fair (PASER rating = 7, 6, 5) & Poor (PASER rating ≤4)				