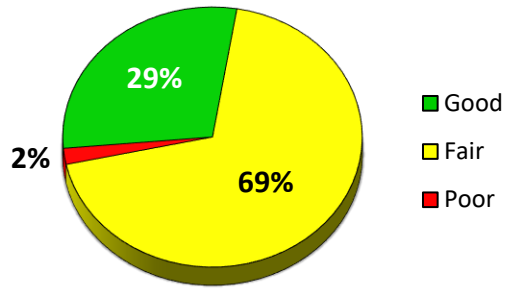
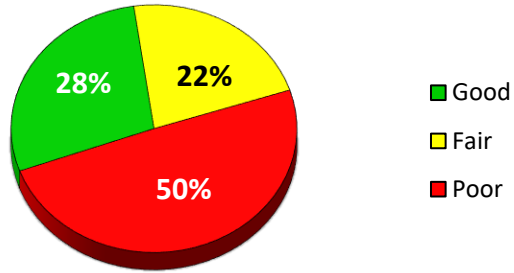


## 2022 Cooper Township Surface Rating Summary

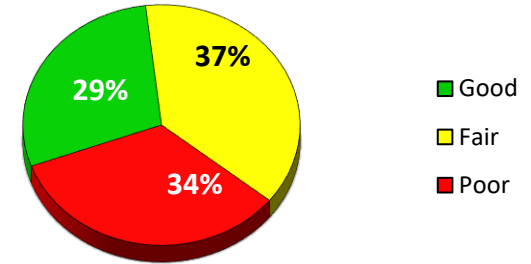
### Primary Roads



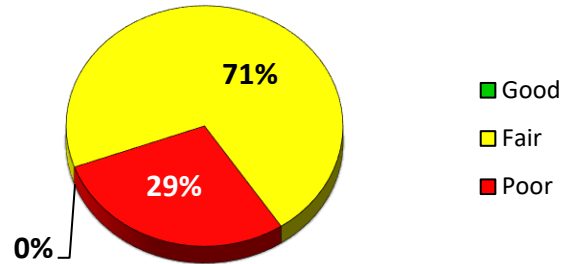
### Local Roads



### Local & Primary Roads



### Gravel Roads



\*Good (rating ≥8), Fair (rating = 7, 6, 5) & Poor (rating ≤4)

Paved Roads rated using the Pavement Surface Evaluation and Rating (PASER). Gravel Roads rated using Inventory Based Rating (IBR).

**Average Local Road PASER: 5.088**

**COOPER TOWNSHIP PASER RATING MILEAGE**

	10	9	8	7	6	5	4	3	2	1	NR	Total
Local	0.000	1.005	16.819	1.528	4.863	7.480	13.410	9.070	6.727	1.833	0.000	62.735
Primary	0.000	1.746	7.281	4.217	13.651	3.558	0.527	0.000	0.000	0.000	0.000	30.980
Miles	0.000	2.751	24.100	5.745	18.514	11.038	13.937	9.070	6.727	1.833	0.000	93.715

	10	9	8	7	6	5	4	3	2	1	NR	Total
Local	0.000	1.005	16.819	1.528	4.863	7.480	13.410	9.070	6.727	1.833	0.000	62.735
Actual	10	≥9	≥8	≥7	≥6	≥5	≥4	≥3	≥2	≥1		
Cumm.	0%	2%	27%	2%	8%	12%	21%	14%	11%	3%	0%	
	0%	2%	28%	31%	39%	51%	72%	86%	97%	100%	100%	
					Good 28%	Fair 22%	Poor 49%					

	10	9	8	7	6	5	4	3	2	1	NR	Total
Primary	0.000	1.746	7.281	4.217	13.651	3.558	0.527	0.000	0.000	0.000	0.000	30.980
Actual	10	≥9	≥8	≥7	≥6	≥5	≥4	≥3	≥2	≥1		
Cumm.	0%	6%	24%	14%	44%	11%	2%	0%	0%	0%	0%	
	0%	6%	29%	43%	87%	98%	100%	100%	100%	100%	100%	
					Good 29%	Fair 69%	Poor 2%					

	10	9	8	7	6	5	4	3	2	1	NR	Total
Total	0.000	2.751	24.100	5.745	18.514	11.038	13.937	9.070	6.727	1.833	0.000	93.715
Actual	10	≥9	≥8	≥7	≥6	≥5	≥4	≥3	≥2	≥1		
Cumm.	0%	3%	26%	6%	20%	12%	15%	10%	7%	2%	0%	
	0%	3%	29%	35%	55%	66%	81%	91%	98%	100%	100%	
					Good 29%	Fair 38%	Poor 34%	*Good (PASER rating ≥8), Fair (PASER rating = 7, 6, 5) & Poor (PASER rating ≤4)				

**COOPER TOWNSHIP INVENTORY BASED RATING MILEAGE**

	10	9	8	7	6	5	4	3	2	1	NR	Total
	0	0	0	0	0	0.5	0.202	0	0	0	0	0.702
	0%	0%	0%	0%	0%	71%	29%	0%	0%	0%	0%	
					Good 0%	Fair 71%	Poor 29%					