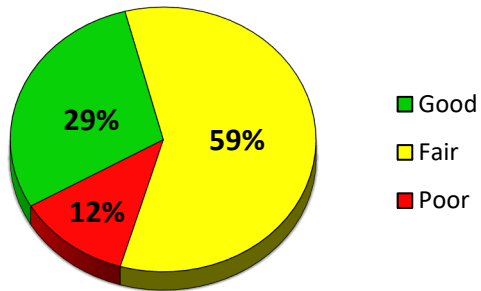
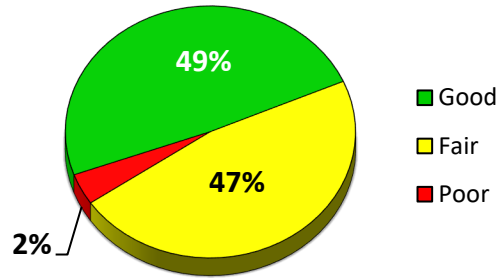


2022 Kalamazoo Township Surface Rating Summary

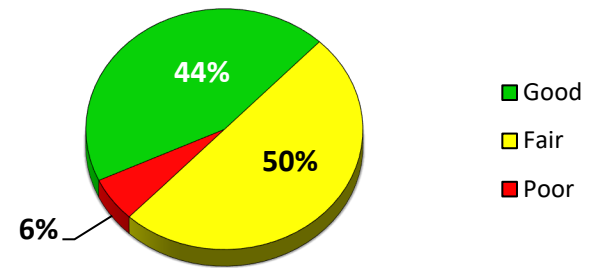
Primary Roads



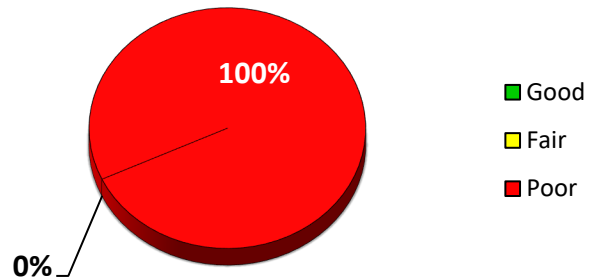
Local Roads



Local & Primary Roads



Gravel Roads



*Good (rating ≥8), Fair (rating = 7, 6, 5) & Poor (rating ≤4)

Paved Roads rated using the Pavement Surface Evaluation and Rating (PASER). Gravel Roads rated using Inventory Based Rating (IBR).

Average Local Road PASER: 6.874

KALAMAZOO TOWNSHIP PASER RATING MILEAGE

	10	9	8	7	6	5	4	3	2	1	NR	Total
Local	0.000	0.000	36.096	9.604	14.898	10.546	3.072	0.061	0.000	0.000	0.000	74.277
Primary	0.000	1.796	5.202	3.568	6.383	3.964	2.905	0.000	0.000	0.000	0.000	23.818
Miles	0.000	1.796	41.298	13.172	21.281	14.510	5.977	0.061	0.000	0.000	0.000	98.095

	10	9	8	7	6	5	4	3	2	1	NR	Total
Local	0.000	0.000	36.096	9.604	14.898	10.546	3.072	0.061	0.000	0.000	0.000	74.277
Actual	10	≥9	≥8	≥7	≥6	≥5	≥4	≥3	≥2	≥1		
	0%	0%	49%	13%	20%	14%	4%	0%	0%	0%	0%	
Cumm.	0%	0%	49%	62%	82%	96%	100%	100%	100%	100%	100%	
					Good	Fair	Poor					
					49%	47%	4%					

	10	9	8	7	6	5	4	3	2	1	NR	Total
Primary	0.000	1.796	5.202	3.568	6.383	3.964	2.905	0.000	0.000	0.000	0.000	23.818
Actual	10	≥9	≥8	≥7	≥6	≥5	≥4	≥3	≥2	≥1		
	0%	8%	22%	15%	27%	17%	12%	0%	0%	0%	0%	
Cumm.	0%	8%	29%	44%	71%	88%	100%	100%	100%	100%	100%	
					Good	Fair	Poor					
					29%	58%	12%					

	10	9	8	7	6	5	4	3	2	1	NR	Total
Total	0.000	1.796	41.298	13.172	21.281	14.510	5.977	0.061	0.000	0.000	0.000	98.095
Actual	10	≥9	≥8	≥7	≥6	≥5	≥4	≥3	≥2	≥1		
	0%	2%	42%	13%	22%	15%	6%	0%	0%	0%	0%	
Cumm.	0%	2%	44%	57%	79%	94%	100%	100%	100%	100%	100%	
					Good	Fair	Poor	*Good (PASER rating ≥8), Fair (PASER rating = 7, 6, 5) & Poor (PASER rating ≤4)				
					44%	50%	6%					

KALAMAZOO TOWNSHIP INVENTORY BASED RATING MILEAGE

	10	9	8	7	6	5	4	3	2	1	NR	Total
	0	0	0	0	0	0	0.347	0	0	0	0	0.347
	0%	0%	0%	0%	0%	0%	100%	0%	0%	0%	0%	
					Good	Fair	Poor					
					0%	0%	100%					