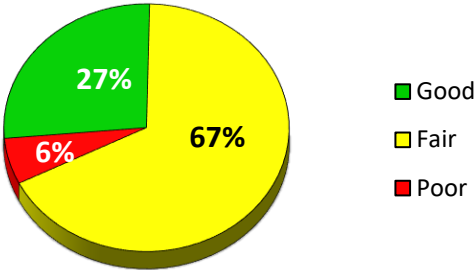
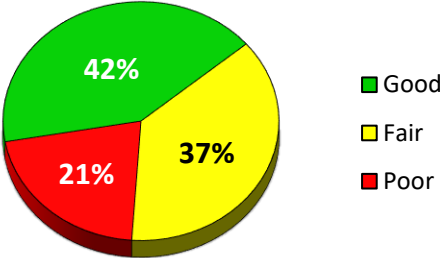


# 2022 Oshtemo Township Surface Rating Summary

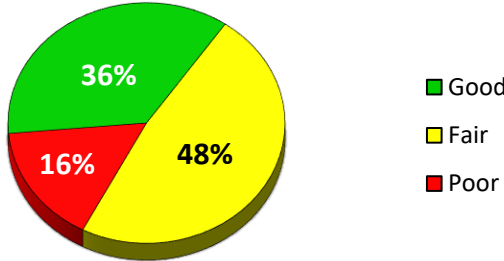
**Primary Roads**



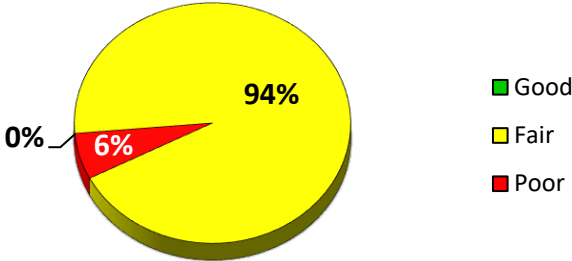
**Local Roads**



**Local & Primary Roads**



**Gravel Roads**



\*Good (rating ≥8), Fair (rating = 7, 6, 5) & Poor (rating ≤4)

Paved Roads rated using the Pavement Surface Evaluation and Rating (PASER). Gravel Roads rated using Inventory Based Rating (IBR).

**Average Local Road PASER: 6.042**

**OSHTEMO TOWNSHIP PASER RATING MILEAGE**

	10	9	8	7	6	5	4	3	2	1	NR	Total
Local	0.000	1.247	29.999	1.498	16.591	10.168	4.645	4.058	6.748	0.694	0.000	75.648
Primary	0.000	1.253	10.135	20.930	3.276	4.401	1.072	1.680	0.000	0.000	0.000	42.747
Miles	0.000	2.500	40.134	22.428	19.867	14.569	5.717	5.738	6.748	0.694	0.000	118.395

	10	9	8	7	6	5	4	3	2	1	NR	Total
Local	0.000	1.247	29.999	1.498	16.591	10.168	4.645	4.058	6.748	0.694	0.000	75.648
	10	≥9	≥8	≥7	≥6	≥5	≥4	≥3	≥2	≥1		
Actual	0%	2%	40%	2%	22%	13%	6%	5%	9%	1%	0%	
Cumm.	0%	2%	41%	43%	65%	79%	85%	90%	99%	100%	100%	
					Good 41%	Fair 37%	Poor 21%					

	10	9	8	7	6	5	4	3	2	1	NR	Total
Primary	0.000	1.253	10.135	20.930	3.276	4.401	1.072	1.680	0.000	0.000	0.000	42.747
	10	≥9	≥8	≥7	≥6	≥5	≥4	≥3	≥2	≥1		
Actual	0%	3%	24%	49%	8%	10%	3%	4%	0%	0%	0%	
Cumm.	0%	3%	27%	76%	83%	94%	96%	100%	100%	100%	100%	
					Good 27%	Fair 67%	Poor 6%					

	10	9	8	7	6	5	4	3	2	1	NR	Total
Total	0.000	2.500	40.134	22.428	19.867	14.569	5.717	5.738	6.748	0.694	0.000	118.395
	10	≥9	≥8	≥7	≥6	≥5	≥4	≥3	≥2	≥1		
Actual	0%	2%	34%	19%	17%	12%	5%	5%	6%	1%	0%	
Cumm.	0%	2%	36%	55%	72%	84%	89%	94%	99%	100%	100%	
					Good 36%	Fair 48%	Poor 16%					

\*Good (PASER rating ≥8), Fair (PASER rating = 7, 6, 5) & Poor (PASER rating ≤4)

**OSHTEMO TOWNSHIP INVENTORY BASED RATING MILEAGE**

	10	9	8	7	6	5	4	3	2	1	NR	Total
	0	0	0	0	0.506	0.551	0	0	0	0.07	0	1.127
	0%	0%	0%	0%	45%	49%	0%	0%	0%	6%	0%	
					Good 0%	Fair 94%	Poor 6%					