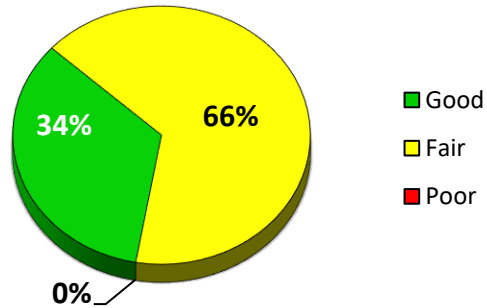
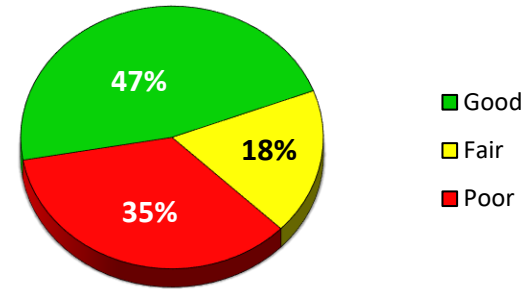


2022 Pavilion Township Surface Rating Summary

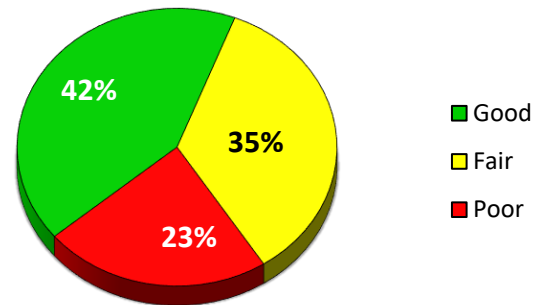
Primary Roads



Local Roads



Local & Primary Roads



*Good (rating ≥ 8), Fair (rating = 7, 6, 5) & Poor (rating ≤ 4)

Paved Roads rated using the Pavement Surface Evaluation and Rating (PASER). Gravel Roads rated using Inventory Based Rating (IBR).

Average Local Road PASER: 5.743

PAVILION TOWNSHIP PASER RATING MILEAGE

	10	9	8	7	6	5	4	3	2	1	NR	Total
Local	0.000	0.000	22.447	0.130	2.383	6.157	6.475	4.448	4.137	1.858	0.000	48.035
Primary	0.000	1.008	8.041	10.889	4.736	2.324	0.000	0.000	0.000	0.000	0.000	26.998
Miles	0.000	1.008	30.488	11.019	7.119	8.481	6.475	4.448	4.137	1.858	0.000	75.033

	10	9	8	7	6	5	4	3	2	1	NR	Total
Local	0.000	0.000	22.447	0.130	2.383	6.157	6.475	4.448	4.137	1.858	0.000	48.035
	10	≥9	≥8	≥7	≥6	≥5	≥4	≥3	≥2	≥1		
Actual	0%	0%	47%	0%	5%	13%	13%	9%	9%	4%	0%	
Cumm.	0%	0%	47%	47%	52%	65%	78%	88%	96%	100%	100%	
					Good	Fair	Poor					
					47%	18%	35%					

	10	9	8	7	6	5	4	3	2	1	NR	Total
Primary	0.000	1.008	8.041	10.889	4.736	2.324	0.000	0.000	0.000	0.000	0.000	26.998
	10	≥9	≥8	≥7	≥6	≥5	≥4	≥3	≥2	≥1		
Actual	0%	4%	30%	40%	18%	9%	0%	0%	0%	0%	0%	
Cumm.	0%	4%	34%	74%	91%	100%	100%	100%	100%	100%	100%	
					Good	Fair	Poor					
					34%	66%	0%					

	10	9	8	7	6	5	4	3	2	1	NR	Total
Total	0.000	1.008	30.488	11.019	7.119	8.481	6.475	4.448	4.137	1.858	0.000	75.033
	10	≥9	≥8	≥7	≥6	≥5	≥4	≥3	≥2	≥1		
Actual	0%	1%	41%	15%	9%	11%	9%	6%	6%	2%	0%	
Cumm.	0%	1%	42%	57%	66%	77%	86%	92%	98%	100%	100%	
					Good	Fair	Poor	*Good (PASER rating ≥8), Fair (PASER rating = 7, 6, 5) & Poor (PASER rating ≤4)				
					42%	35%	23%					