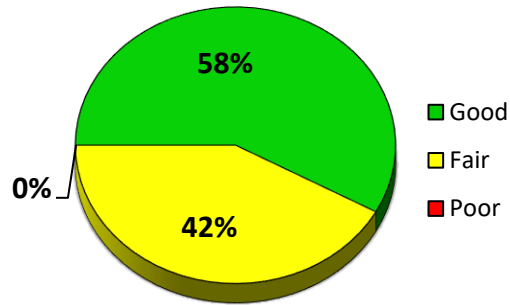
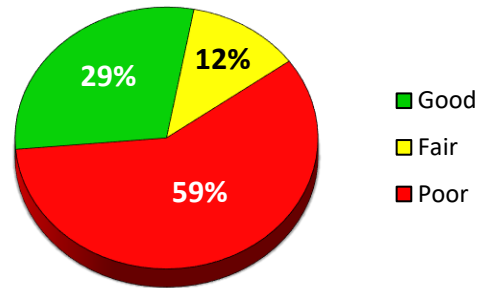


2022 Prairie Ronde Township Surface Rating Summary

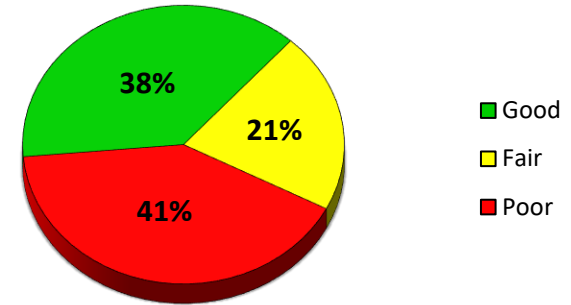
Primary Roads



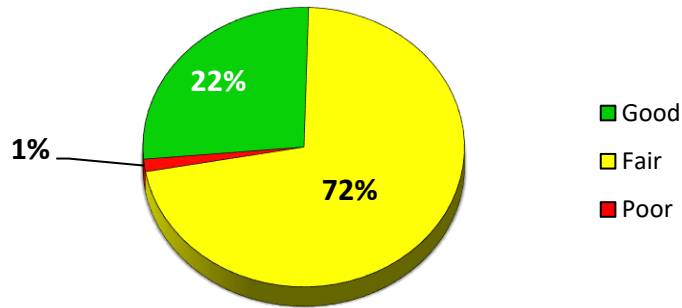
Local Roads



Local & Primary Roads



Gravel Roads



*Good (rating ≥8), Fair (rating = 7, 6, 5) & Poor (rating ≤4)

Paved Roads rated using the Pavement Surface Evaluation and Rating (PASER). Gravel Roads rated using Inventory Based Rating (IBR).

Average Local Road PASER: 6.640

PRAIRIE RONDE TOWNSHIP PASER RATING MILEAGE

	10	9	8	7	6	5	4	3	2	1	NR	Total
Local	0.000	0.273	14.993	0.000	3.343	2.921	1.141	2.100	26.833	0.150	0.000	51.754
Primary	0.000	9.434	3.002	5.600	2.009	1.508	0.000	0.000	0.008	0.000	0.000	21.561
Miles	0.000	9.707	17.995	5.600	5.352	4.429	1.141	2.100	26.841	0.150	0.000	73.315

	10	9	8	7	6	5	4	3	2	1	NR	Total
Local	0.000	0.273	14.993	0.000	3.343	2.921	1.141	2.100	26.833	0.150	0.000	51.754
Actual	10	≥9	≥8	≥7	≥6	≥5	≥4	≥3	≥2	≥1		
Cumm.	0%	1%	29%	0%	6%	6%	2%	4%	52%	0%	0%	
	0%	1%	29%	29%	36%	42%	44%	48%	100%	100%	100%	
					Good	Fair	Poor					
					29%	12%	58%					

	10	9	8	7	6	5	4	3	2	1	NR	Total
Primary	0.000	9.434	3.002	5.600	2.009	1.508	0.000	0.000	0.008	0.000	0.000	21.561
Actual	10	≥9	≥8	≥7	≥6	≥5	≥4	≥3	≥2	≥1		
Cumm.	0%	44%	14%	26%	9%	7%	0%	0%	0%	0%	0%	
	0%	44%	58%	84%	93%	100%	100%	100%	100%	100%	100%	
					Good	Fair	Poor					
					58%	42%	0%					

	10	9	8	7	6	5	4	3	2	1	NR	Total
Total	0.000	9.707	17.995	5.600	5.352	4.429	1.141	2.100	26.841	0.150	0.000	73.315
Actual	10	≥9	≥8	≥7	≥6	≥5	≥4	≥3	≥2	≥1		
Cumm.	0%	13%	25%	8%	7%	6%	2%	3%	37%	0%	0%	
	0%	13%	38%	45%	53%	59%	60%	63%	100%	100%	100%	
					Good	Fair	Poor	*Good (PASER rating ≥8), Fair (PASER rating = 7, 6, 5) & Poor (PASER rating ≤4)				
					38%	21%	41%					

PRAIRIE RONDE TOWNSHIP INVENTORY BASED RATING MILEAGE

	10	9	8	7	6	5	4	3	2	1	NR	Total
	0	3.475	4.241	1.976	13.262	5.371	0	0	0.306	0	0.109	28.74
	0%	12%	15%	7%	46%	19%	0%	0%	1%	0%	0%	
					Good	Fair	Poor					
					27%	72%	1%					