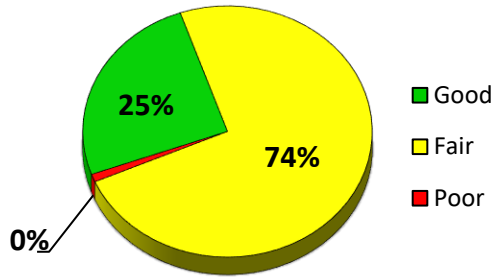
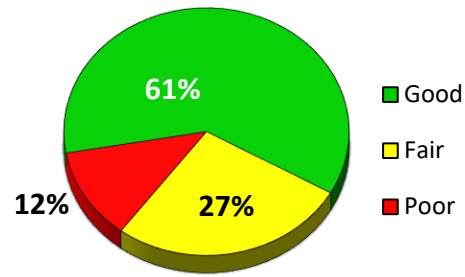


## 2022 Ross Township Surface Rating Summary

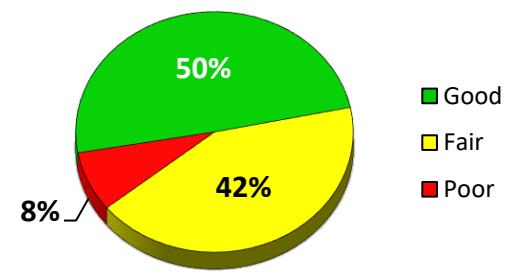
### Primary Roads



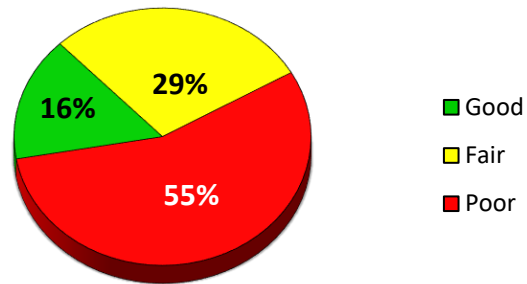
### Local Roads



### Local & Primary Roads



### Gravel Roads



\*Good (rating ≥8), Fair (rating = 7, 6, 5) & Poor (rating ≤4)

Paved Roads rated using the Pavement Surface Evaluation and Rating (PASER). Gravel Roads rated using Inventory Based Rating (IBR).

**Average Local Road PASER: 7.713**

**ROSS TOWNSHIP PASER RATING MILEAGE**

	10	9	8	7	6	5	4	3	2	1	NR	Total
Local	0.000	4.163	28.668	10.452	4.264	0.000	0.000	0.000	5.189	0.000	1.115	53.851
Primary	0.000	0.000	6.625	3.765	8.705	6.678	0.276	0.000	0.033	0.016	0.000	26.098
Miles	0.000	4.163	35.293	14.217	12.969	6.678	0.276	0.000	5.222	0.016	1.115	79.949

	10	9	8	7	6	5	4	3	2	1	NR	Total
Local	0.000	4.163	28.668	10.452	4.264	0.000	0.000	0.000	5.189	0.000	1.115	53.851
Actual	10	≥9	≥8	≥7	≥6	≥5	≥4	≥3	≥2	≥1		
Cumm.	0%	8%	53%	19%	8%	0%	0%	0%	10%	0%	2%	
	0%	8%	61%	80%	88%	88%	88%	88%	98%	98%	100%	
					Good	Fair	Poor					
					61%	27%	12%					

	10	9	8	7	6	5	4	3	2	1	NR	Total
Primary	0.000	0.000	6.625	3.765	8.705	6.678	0.276	0.000	0.033	0.016	0.000	26.098
Actual	10	≥9	≥8	≥7	≥6	≥5	≥4	≥3	≥2	≥1		
Cumm.	0%	0%	25%	14%	33%	26%	1%	0%	0%	0%	0%	
	0%	0%	25%	40%	73%	99%	100%	100%	100%	100%	100%	
					Good	Fair	Poor					
					25%	73%	1%					

	10	9	8	7	6	5	4	3	2	1	NR	Total
Total	0.000	4.163	35.293	14.217	12.969	6.678	0.276	0.000	5.222	0.016	1.115	79.949
Actual	10	≥9	≥8	≥7	≥6	≥5	≥4	≥3	≥2	≥1		
Cumm.	0%	5%	44%	18%	16%	8%	0%	0%	7%	0%	1%	
	0%	5%	49%	67%	83%	92%	92%	92%	99%	99%	100%	
					Good	Fair	Poor	*Good (PASER rating ≥8), Fair (PASER rating = 7, 6, 5) & Poor (PASER rating ≤4)				
					49%	42%	8%					

**ROSS TOWNSHIP INVENTORY BASED RATING MILEAGE**

	10	9	8	7	6	5	4	3	2	1	NR	Total
	0	0.946	0	0	1.747	0	3.118	0	0	0.127	0.118	6.056
	0%	16%	0%	0%	29%	0%	51%	0%	0%	2%	2%	
					Good	Fair	Poor					
					16%	29%	56%					