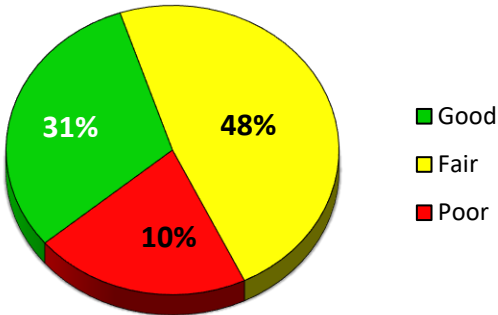
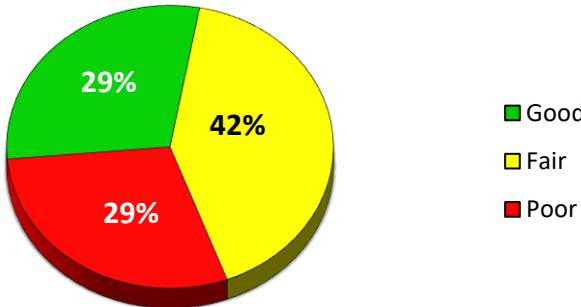


2022
Schoolcraft Township Surface Rating Summary

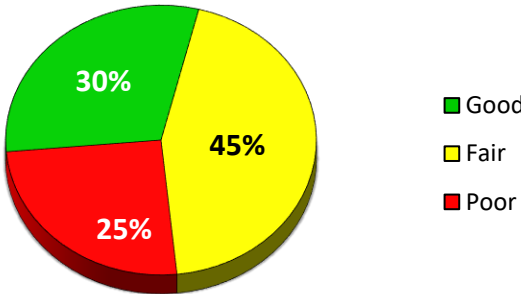
Primary Roads



Local Roads



Local & Primary Roads



*Good (rating ≥8), Fair (rating = 7, 6, 5) & Poor (rating ≤4)

Paved Roads rated using the Pavement Surface Evaluation and Rating (PASER). Gravel Roads rated using Inventory Based Rating (IBR).

Average Local Road PASER: 5.696

SCHOOLCRAFT TOWNSHIP PASER RATING MILEAGE

	10	9	8	7	6	5	4	3	2	1	NR	Total
Local	0.000	1.320	8.600	2.167	9.211	2.655	4.604	0.123	4.403	0.754	0.000	33.837
Primary	0.000	3.330	5.412	4.874	5.603	2.725	3.805	2.010	0.000	0.000	0.000	27.759
Miles	0.000	4.650	14.012	7.041	14.814	5.380	8.409	2.133	4.403	0.754	0.000	61.596

	10	9	8	7	6	5	4	3	2	1	NR	Total
Local	0.000	1.320	8.600	2.167	9.211	2.655	4.604	0.123	4.403	0.754	0.000	33.837
Actual	10	≥9	≥8	≥7	≥6	≥5	≥4	≥3	≥2	≥1		
Cumm.	0%	4%	25%	6%	27%	8%	14%	0%	13%	2%	0%	
	0%	4%	29%	36%	63%	71%	84%	85%	98%	100%	100%	
					Good	Fair	Poor					
					29%	41%	29%					

	10	9	8	7	6	5	4	3	2	1	NR	Total
Primary	0.000	3.330	5.412	4.874	5.603	2.725	3.805	2.010	0.000	0.000	0.000	27.759
Actual	10	≥9	≥8	≥7	≥6	≥5	≥4	≥3	≥2	≥1		
Cumm.	0%	12%	19%	18%	20%	10%	14%	7%	0%	0%	0%	
	0%	12%	31%	49%	69%	79%	93%	100%	100%	100%	100%	
					Good	Fair	Poor					
					31%	48%	21%					

	10	9	8	7	6	5	4	3	2	1	NR	Total
Total	0.000	4.650	14.012	7.041	14.814	5.380	8.409	2.133	4.403	0.754	0.000	61.596
Actual	10	≥9	≥8	≥7	≥6	≥5	≥4	≥3	≥2	≥1		
Cumm.	0%	8%	23%	11%	24%	9%	14%	3%	7%	1%	0%	
	0%	8%	30%	42%	66%	75%	88%	92%	99%	100%	100%	
					Good	Fair	Poor	*Good (PASER rating ≥8), Fair (PASER rating = 7, 6, 5) & Poor (PASER rating ≤4)				
					30%	44%	25%					