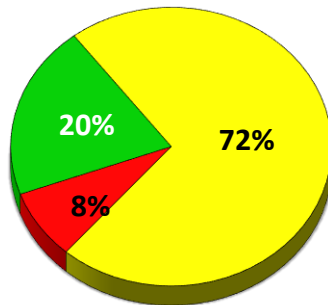


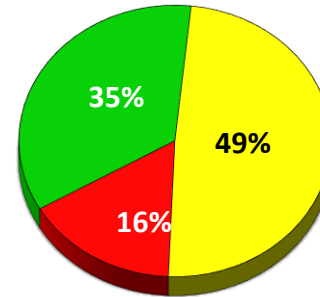
# 2022 Texas Township Surface Rating Summary

## Primary Roads



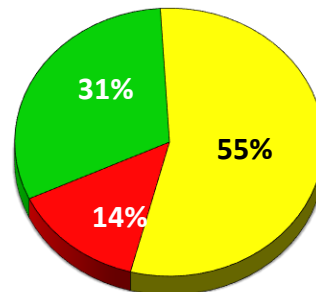
■ Good  
■ Fair  
■ Poor

## Local Roads



■ Good  
■ Fair  
■ Poor

## Local & Primary Roads



■ Good  
■ Fair  
■ Poor

\*Good (rating  $\geq 8$ ), Fair (rating = 7, 6, 5) & Poor (rating  $\leq 4$ )

Paved Roads rated using the Pavement Surface Evaluation and Rating (PASER). Gravel Roads rated using Inventory Based Rating (IBR).

**Average Local Road PASER: 6.460**

**TEXAS TOWNSHIP PASER RATING MILEAGE**

	10	9	8	7	6	5	4	3	2	1	NR	Total
Local	0.000	8.234	23.933	21.376	8.960	14.667	7.901	6.479	0.431	0.000	0.000	91.981
Primary	0.000	1.087	6.583	10.072	9.230	7.720	1.194	1.996	0.000	0.000	0.000	37.882
Miles	0.000	9.321	30.516	31.448	18.190	22.387	9.095	8.475	0.431	0.000	0.000	129.863

	10	9	8	7	6	5	4	3	2	1	NR	
Local	0.000	8.234	23.933	21.376	8.960	14.667	7.901	6.479	0.431	0.000	0.000	91.981
	10	≥9	≥8	≥7	≥6	≥5	≥4	≥3	≥2	≥1		
Actual	0%	9%	26%	23%	10%	16%	9%	7%	0%	0%	0%	
Cumm.	0%	9%	35%	58%	68%	84%	92%	100%	100%	100%	100%	
					Good	Fair	Poor					
					35%	49%	16%					

	10	9	8	7	6	5	4	3	2	1	NR	
Primary	0.000	1.087	6.583	10.072	9.230	7.720	1.194	1.996	0.000	0.000	0.000	37.882
	10	≥9	≥8	≥7	≥6	≥5	≥4	≥3	≥2	≥1		
Actual	0%	3%	17%	27%	24%	20%	3%	5%	0%	0%	0%	
Cumm.	0%	3%	20%	47%	71%	92%	95%	100%	100%	100%	100%	
					Good	Fair	Poor					
					20%	71%	8%					

	10	9	8	7	6	5	4	3	2	1	NR	
Total	0.000	9.321	30.516	31.448	18.190	22.387	9.095	8.475	0.431	0.000	0.000	129.863
	10	≥9	≥8	≥7	≥6	≥5	≥4	≥3	≥2	≥1		
Actual	0%	7%	23%	24%	14%	17%	7%	7%	0%	0%	0%	
Cumm.	0%	7%	31%	55%	69%	86%	93%	100%	100%	100%	100%	
					Good	Fair	Poor	*Good (PASER rating ≥8), Fair (PASER rating = 7, 6, 5) & Poor (PASER rating ≤4)				
					31%	55%	14%					