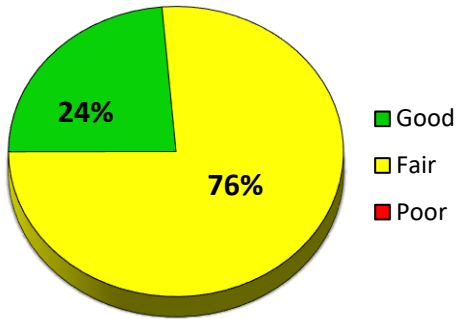
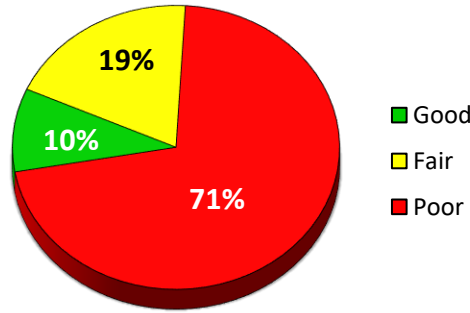


# 2022 Wakeshma Township Surface Rating Summary

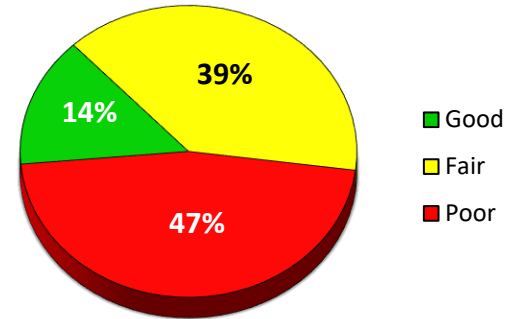
### Primary Roads



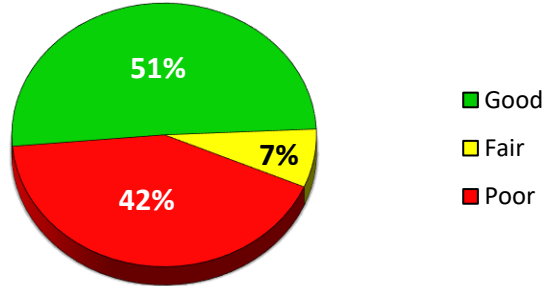
### Local Roads



### Local & Primary Roads



### Gravel Roads



\*Good (rating  $\geq 8$ ), Fair (rating = 7, 6, 5) & Poor (rating  $\leq 4$ )

Paved Roads rated using the Pavement Surface Evaluation and Rating (PASER). Gravel Roads rated using Inventory Based Rating (IBR).

**Average Local Road PASER: 4.229**

**WAKESHMA TOWNSHIP PASER RATING MILEAGE**

	10	9	8	7	6	5	4	3	2	1	NR	Total
Local	0.000	1.472	3.030	2.000	5.506	1.605	7.262	0.837	22.297	3.116	0.319	47.444
Primary	0.000	0.000	5.973	8.031	8.239	3.000	0.000	0.007	0.000	0.000	0.000	25.250
Miles	0.000	1.472	9.003	10.031	13.745	4.605	7.262	0.844	22.297	3.116	0.319	72.694

	10	9	8	7	6	5	4	3	2	1	NR	Total
Local	0.000	1.472	3.030	2.000	5.506	1.605	7.262	0.837	22.297	3.116	0.319	47.444
	10	≥9	≥8	≥7	≥6	≥5	≥4	≥3	≥2	≥1		
Actual	0%	3%	6%	4%	12%	3%	15%	2%	47%	7%	1%	
Cumm.	0%	3%	9%	14%	25%	29%	44%	46%	93%	99%	100%	
					Good	Fair	Poor					
					9%	19%	71%					

	10	9	8	7	6	5	4	3	2	1	NR	Total
Primary	0.000	0.000	5.973	8.031	8.239	3.000	0.000	0.007	0.000	0.000	0.000	25.250
	10	≥9	≥8	≥7	≥6	≥5	≥4	≥3	≥2	≥1		
Actual	0%	0%	24%	32%	33%	12%	0%	0%	0%	0%	0%	
Cumm.	0%	0%	24%	55%	88%	100%	100%	100%	100%	100%	100%	
					Good	Fair	Poor					
					24%	76%	0%					

	10	9	8	7	6	5	4	3	2	1	NR	Total
Total	0.000	1.472	9.003	10.031	13.745	4.605	7.262	0.844	22.297	3.116	0.319	72.694
	10	≥9	≥8	≥7	≥6	≥5	≥4	≥3	≥2	≥1		
Actual	0%	2%	12%	14%	19%	6%	10%	1%	31%	4%	0%	
Cumm.	0%	2%	14%	28%	47%	53%	63%	65%	95%	100%	100%	
					Good	Fair	Poor	*Good (PASER rating ≥8), Fair (PASER rating = 7, 6, 5) & Poor (PASER rating ≤4)				
					14%	39%	47%					

**WAKESHMA TOWNSHIP INVENTORY BASED RATING MILEAGE**

	10	9	8	7	6	5	4	3	2	1	NR	Total
	0	13.481	2.398	0	1.276	0.97	11.863	0	0	1.257	0.084	31.329
	0%	43%	8%	0%	4%	3%	38%	0%	0%	4%	0%	
					Good	Fair	Poor					
					51%	7%	42%					