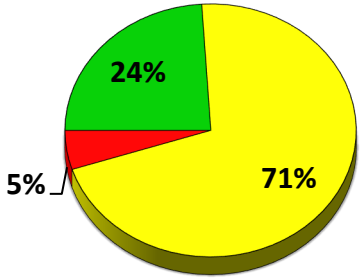


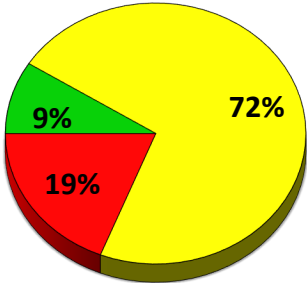
# 2026 Alamo Township Surface Rating Summary

### Primary Roads



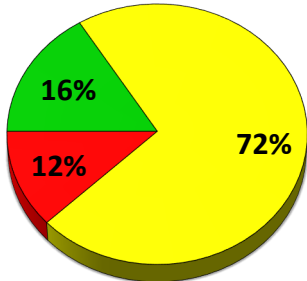
- Good
- Fair
- Poor

### Local Roads



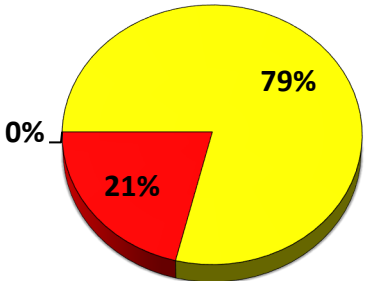
- Good
- Fair
- Poor

### Local & Primary Roads



- Good
- Fair
- Poor

### Gravel Roads



- Good
- Fair
- Poor

\*Good (rating ≥8), Fair (rating = 7, 6, 5) & Poor (rating ≤4)

Paved Roads rated using the Pavement Surface Evaluation and Rating (PASER). Gravel Roads rated using Inventory Based Rating (IBR).

**ALAMO TOWNSHIP PASER RATING MILEAGE**

	10	9	8	7	6	5	4	3	2	1	NR	Total
Local	0.000	2.436	0.668	7.549	10.729	5.239	3.105	1.285	0.622	1.112	0.000	32.745
Primary	0.000	0.000	7.375	11.946	7.072	3.023	1.507	0.040	0.018	0.000	0.000	30.981
Miles	0.000	2.436	8.043	19.495	17.801	8.262	4.612	1.325	0.640	1.112	0.000	63.726

	10	9	8	7	6	5	4	3	2	1	NR	Total
Local	0.000	2.436	0.668	7.549	10.729	5.239	3.105	1.285	0.622	1.112	0.000	32.745
Actual	10	≥9	≥8	≥7	≥6	≥5	≥4	≥3	≥2	≥1		
Cumm.	0%	7%	2%	23%	33%	16%	9%	4%	2%	3%	0%	
	0%	7%	9%	33%	65%	81%	91%	95%	97%	100%	100%	
					Good	Fair	Poor					
					9%	72%	19%					

	10	9	8	7	6	5	4	3	2	1	NR	Total
Primary	0.000	0.000	7.375	11.946	7.072	3.023	1.507	0.040	0.018	0.000	0.000	30.981
Actual	10	≥9	≥8	≥7	≥6	≥5	≥4	≥3	≥2	≥1		
Cumm.	0%	0%	24%	39%	23%	10%	5%	0%	0%	0%	0%	
	0%	0%	24%	62%	85%	95%	100%	100%	100%	100%	100%	
					Good	Fair	Poor					
					24%	71%	5%					

	10	9	8	7	6	5	4	3	2	1	NR	Total
Total	0.000	2.436	8.043	19.495	17.801	8.262	4.612	1.325	0.640	1.112	0.000	63.726
Actual	10	≥9	≥8	≥7	≥6	≥5	≥4	≥3	≥2	≥1		
Cumm.	0%	4%	13%	31%	28%	13%	7%	2%	1%	2%	0%	
	0%	4%	16%	47%	75%	88%	95%	97%	98%	100%	100%	
					Good	Fair	Poor	*Good (PASER rating ≥8), Fair (PASER rating = 7, 6, 5) & Poor (PASER rating ≤4)				
					16%	71%	12%					

**ALAMO TOWNSHIP INVENTORY BASED RATING MILEAGE**

	10	9	8	7	6	5	4	3	2	1	NR	Total
	0.000	0.000	0.000	1.537	1.645	0.500	0.987	0.000	0.000	0.000	0.000	4.669
	0%	0%	0%	33%	35%	11%	21%	0%	0%	0%	0%	
					Good	Fair	Poor					
					0%	79%	21%					