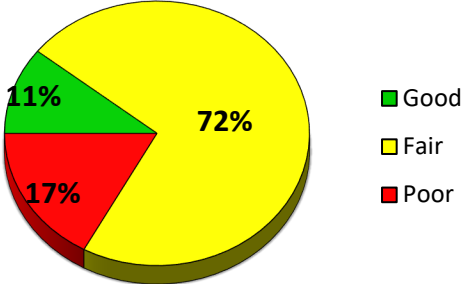
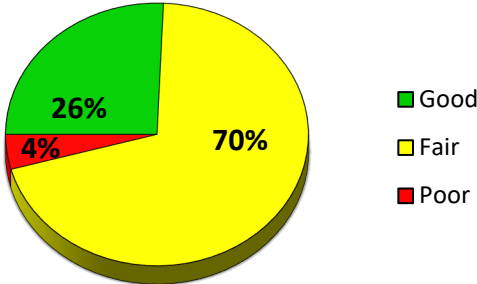


# 2026 Climax Township Surface Rating Summary

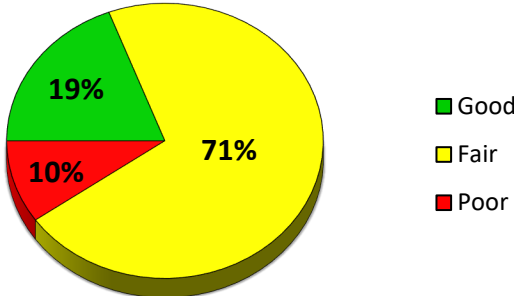
**Primary Roads**



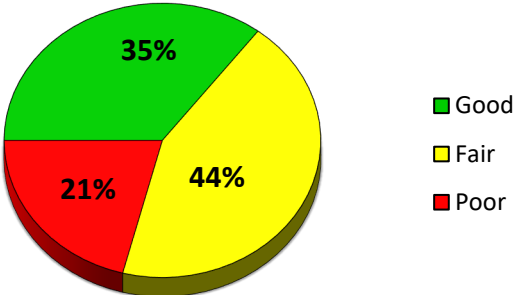
**Local Roads**



**Local & Primary Roads**



**Gravel Roads**



\*Good (rating ≥8), Fair (rating = 7, 6, 5) & Poor (rating ≤4)

Paved Roads rated using the Pavement Surface Evaluation and Rating (PASER). Gravel Roads rated using Inventory Based Rating (IBR).

**CLIMAX TOWNSHIP PASER RATING MILEAGE**

|         | 10    | 9     | 8      | 7     | 6      | 5      | 4     | 3     | 2     | 1     | NR    | Total  |
|---------|-------|-------|--------|-------|--------|--------|-------|-------|-------|-------|-------|--------|
| Local   | 0.000 | 0.000 | 8.623  | 4.898 | 10.159 | 8.457  | 0.876 | 0.060 | 0.482 | 0.022 | 0.000 | 33.577 |
| Primary | 0.000 | 0.000 | 2.692  | 5.027 | 9.011  | 4.212  | 4.305 | 0.000 | 0.000 | 0.000 | 0.000 | 25.247 |
| Miles   | 0.000 | 0.000 | 11.315 | 9.925 | 19.170 | 12.669 | 5.181 | 0.060 | 0.482 | 0.022 | 0.000 | 58.824 |

|        | 10    | 9     | 8     | 7     | 6      | 5     | 4     | 3     | 2     | 1     | NR    | Total  |
|--------|-------|-------|-------|-------|--------|-------|-------|-------|-------|-------|-------|--------|
| Local  | 0.000 | 0.000 | 8.623 | 4.898 | 10.159 | 8.457 | 0.876 | 0.060 | 0.482 | 0.022 | 0.000 | 33.577 |
| Actual | 10    | ≥9    | ≥8    | ≥7    | ≥6     | ≥5    | ≥4    | ≥3    | ≥2    | ≥1    |       |        |
| Cumm.  | 0%    | 0%    | 26%   | 15%   | 30%    | 25%   | 3%    | 0%    | 1%    | 0%    | 0%    |        |
|        | 0%    | 0%    | 26%   | 40%   | 71%    | 96%   | 98%   | 98%   | 100%  | 100%  | 100%  |        |
|        |       |       |       |       | Good   | Fair  | Poor  |       |       |       |       |        |
|        |       |       |       |       | 26%    | 70%   | 4%    |       |       |       |       |        |

|         | 10    | 9     | 8     | 7     | 6     | 5     | 4     | 3     | 2     | 1     | NR    | Total  |
|---------|-------|-------|-------|-------|-------|-------|-------|-------|-------|-------|-------|--------|
| Primary | 0.000 | 0.000 | 2.692 | 5.027 | 9.011 | 4.212 | 4.305 | 0.000 | 0.000 | 0.000 | 0.000 | 25.247 |
| Actual  | 10    | ≥9    | ≥8    | ≥7    | ≥6    | ≥5    | ≥4    | ≥3    | ≥2    | ≥1    |       |        |
| Cumm.   | 0%    | 0%    | 11%   | 20%   | 36%   | 17%   | 17%   | 0%    | 0%    | 0%    | 0%    |        |
|         | 0%    | 0%    | 11%   | 31%   | 66%   | 83%   | 100%  | 100%  | 100%  | 100%  | 100%  |        |
|         |       |       |       |       | Good  | Fair  | Poor  |       |       |       |       |        |
|         |       |       |       |       | 11%   | 72%   | 17%   |       |       |       |       |        |

|        | 10    | 9     | 8      | 7     | 6      | 5      | 4     | 3   | 2     | 1     | NR    | Total  |
|--------|-------|-------|--------|-------|--------|--------|-------|---|-------|-------|-------|--------|
| Total  | 0.000 | 0.000 | 11.315 | 9.925 | 19.170 | 12.669 | 5.181 | 0.060   | 0.482 | 0.022 | 0.000 | 58.824 |
| Actual | 10    | ≥9    | ≥8     | ≥7    | ≥6     | ≥5     | ≥4    | ≥3  | ≥2    | ≥1    |       |        |
| Cumm.  | 0%    | 0%    | 19%    | 17%   | 33%    | 22%    | 9%    | 0%  | 1%    | 0%    | 0%    |        |
|        | 0%    | 0%    | 19%    | 36%   | 69%    | 90%    | 99%   | 99%   | 100%  | 100%  | 100%  |        |
|        |       |       |        |       | Good   | Fair   | Poor  | *Good (PASER rating ≥8), Fair (PASER rating = 7, 6, 5) & Poor (PASER rating ≤4) |       |       |       |        |
|        |       |       |        |       | 19%    | 71%    | 10%   |   |       |       |       |        |

**CLIMAX TOWNSHIP INVENTORY BASED RATING MILEAGE**

|  | 10 | 9     | 8     | 7     | 6     | 5     | 4     | 3  | 2  | 1    | NR | Total  |
|--|----|-------|-------|-------|-------|-------|-------|----|----|------|----|--------|
|  | 0  | 3.375 | 1.506 | 1.249 | 1.038 | 3.754 | 2.447 | 0  | 0  | 0.45 | 0  | 13.819 |
|  | 0% | 24%   | 11%   | 9%    | 8%    | 27%   | 18%   | 0% | 0% | 3%   | 0% |        |
|  |    |       |       |       | Good  | Fair  | Poor  |    |    |      |    |        |
|  |    |       |       |       | 35%   | 44%   | 21%   |    |    |      |    |        |