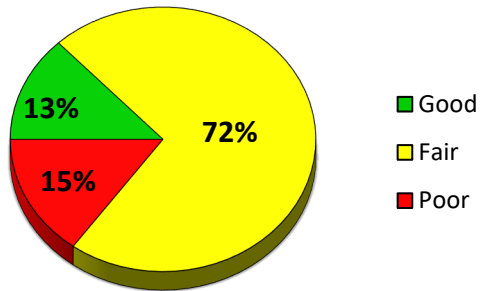
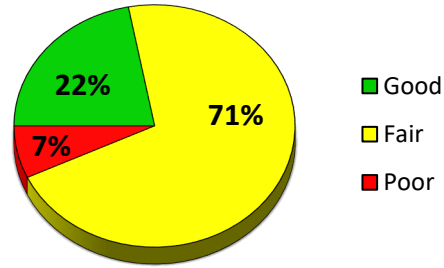


2026 Kalamazoo Township Surface Rating Summary

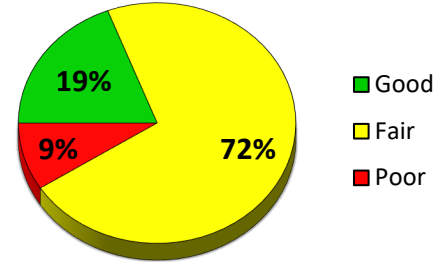
Primary Roads



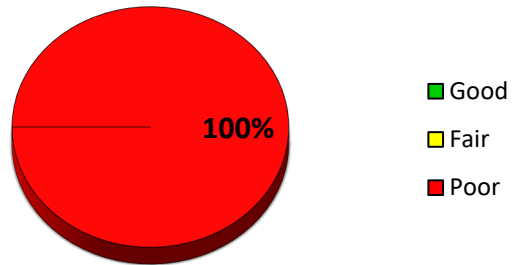
Local Roads



Local & Primary Roads



Gravel Roads



*Good (rating ≥ 8), Fair (rating = 7, 6, 5) & Poor (rating ≤ 4)

Paved Roads rated using the Pavement Surface Evaluation and Rating (PASER). Gravel Roads rated using Inventory Based Rating (IBR).

KALAMAZOO TOWNSHIP PASER RATING MILEAGE

	10	9	8	7	6	5	4	3	2	1	NR	Total
Local	0.000	5.276	10.956	17.323	21.870	13.737	2.422	2.710	0.061	0.000	0.000	74.355
Primary	0.000	0.601	2.695	5.805	8.548	4.281	3.289	0.673	0.000	0.000	0.000	25.892
Miles	0.000	5.877	13.651	23.128	30.418	18.018	5.711	3.383	0.061	0.000	0.000	100.247

	10	9	8	7	6	5	4	3	2	1	NR	Total
Local	0.000	5.276	10.956	17.323	21.870	13.737	2.422	2.710	0.061	0.000	0.000	74.355
Actual	10	≥9	≥8	≥7	≥6	≥5	≥4	≥3	≥2	≥1		
Cumm.	0%	7%	15%	23%	29%	18%	3%	4%	0%	0%	0%	
	0%	7%	22%	45%	75%	93%	96%	100%	100%	100%	100%	
					Good	Fair	Poor					
					22%	71%	7%					

	10	9	8	7	6	5	4	3	2	1	NR	Total
Primary	0.000	0.601	2.695	5.805	8.548	4.281	3.289	0.673	0.000	0.000	0.000	25.892
Actual	10	≥9	≥8	≥7	≥6	≥5	≥4	≥3	≥2	≥1		
Cumm.	0%	2%	10%	22%	33%	17%	13%	3%	0%	0%	0%	
	0%	2%	13%	35%	68%	85%	97%	100%	100%	100%	100%	
					Good	Fair	Poor					
					13%	72%	15%					

	10	9	8	7	6	5	4	3	2	1	NR	Total
Total	0.000	5.877	13.651	23.128	30.418	18.018	5.711	3.383	0.061	0.000	0.000	100.247
Actual	10	≥9	≥8	≥7	≥6	≥5	≥4	≥3	≥2	≥1		
Cumm.	0%	6%	14%	23%	30%	18%	6%	3%	0%	0%	0%	
	0%	6%	19%	43%	73%	91%	97%	100%	100%	100%	100%	
					Good	Fair	Poor					
					19%	71%	9%					

*Good (PASER rating ≥8), Fair (PASER rating = 7, 6, 5) & Poor (PASER rating ≤4)

KALAMAZOO TOWNSHIP INVENTORY BASED RATING MILEAGE

	10	9	8	7	6	5	4	3	2	1	NR	Total
	0	0	0	0	0	0	0.347	0	0	0	0	0.347
	0%	0%	0%	0%	0%	0%	100%	0%	0%	0%	0%	
					Good	Fair	Poor					
					0%	0%	100%					