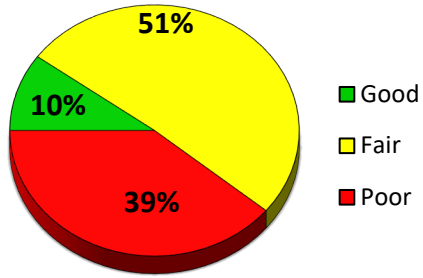
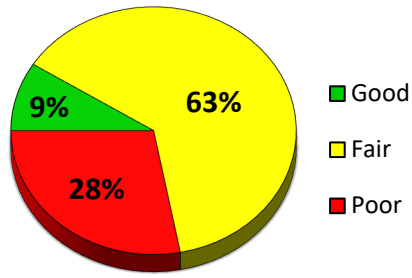


2026 Ross Township Surface Rating Summary

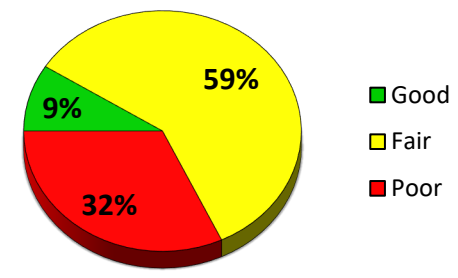
Primary Roads



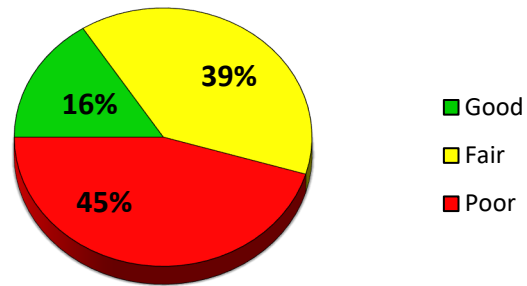
Local Roads



Local & Primary Roads



Gravel Roads



*Good (rating ≥ 8), Fair (rating = 7, 6, 5) & Poor (rating ≤ 4)

Paved Roads rated using the Pavement Surface Evaluation and Rating (PASER). Gravel Roads rated using Inventory Based Rating (IBR).

ROSS TOWNSHIP PASER RATING MILEAGE

	10	9	8	7	6	5	4	3	2	1	NR	Total
Local	0.000	0.000	4.274	9.130	16.380	3.691	11.464	1.703	0.000	0.000	0.000	46.642
Primary	0.000	1.250	1.259	4.492	4.351	4.537	5.186	4.979	0.028	0.000	0.000	26.082
Miles	0.000	1.250	5.533	13.622	20.731	8.228	16.650	6.682	0.028	0.000	0.000	72.724

	10	9	8	7	6	5	4	3	2	1	NR	Total
Local	0.000	0.000	4.274	9.130	16.380	3.691	11.464	1.703	0.000	0.000	0.000	46.642
Actual	10	≥9	≥8	≥7	≥6	≥5	≥4	≥3	≥2	≥1		
Cumm.	0%	0%	9%	20%	35%	8%	25%	4%	0%	0%	0%	
	0%	0%	9%	29%	64%	72%	96%	100%	100%	100%	100%	
					Good	Fair	Poor					
					9%	63%	28%					

	10	9	8	7	6	5	4	3	2	1	NR	Total
Primary	0.000	1.250	1.259	4.492	4.351	4.537	5.186	4.979	0.028	0.000	0.000	26.082
Actual	10	≥9	≥8	≥7	≥6	≥5	≥4	≥3	≥2	≥1		
Cumm.	0%	5%	5%	17%	17%	17%	20%	19%	0%	0%	0%	
	0%	5%	10%	27%	44%	61%	81%	100%	100%	100%	100%	
					Good	Fair	Poor					
					10%	51%	39%					

	10	9	8	7	6	5	4	3	2	1	NR	Total
Total	0.000	1.250	5.533	13.622	20.731	8.228	16.650	6.682	0.028	0.000	0.000	72.724
Actual	10	≥9	≥8	≥7	≥6	≥5	≥4	≥3	≥2	≥1		
Cumm.	0%	2%	8%	19%	29%	11%	23%	9%	0%	0%	0%	
	0%	2%	9%	28%	57%	68%	91%	100%	100%	100%	100%	
					Good	Fair	Poor	*Good (PASER rating ≥8), Fair (PASER rating = 7, 6, 5) & Poor (PASER rating ≤4)				
					9%	59%	32%					

ROSS TOWNSHIP INVENTORY BASED RATING MILEAGE

	10	9	8	7	6	5	4	3	2	1	NR	Total
	0	0.979	0	0	2.379	0	2.549	0	0	0.127	0.112	6.146
	0%	16%	0%	0%	39%	0%	41%	0%	0%	2%	2%	
					Good	Fair	Poor					
					16%	39%	45%					