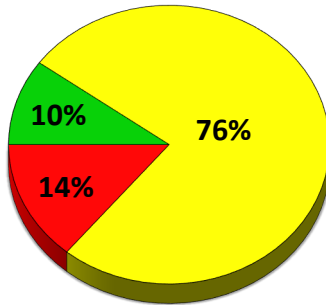


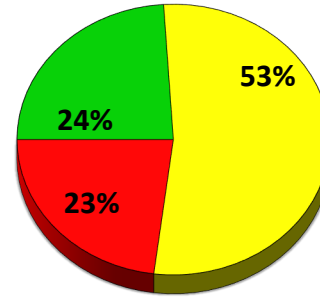
2026 Texas Township Surface Rating Summary

Primary Roads



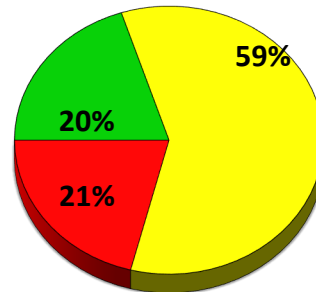
■ Good
■ Fair
■ Poor

Local Roads



■ Good
■ Fair
■ Poor

Local & Primary Roads



■ Good
■ Fair
■ Poor

*Good (rating ≥ 8), Fair (rating = 7, 6, 5) & Poor (rating ≤ 4)

Paved Roads rated using the Pavement Surface Evaluation and Rating (PASER). Gravel Roads rated using Inventory Based Rating (IBR).

TEXAS TOWNSHIP PASER RATING MILEAGE

	10	9	8	7	6	5	4	3	2	1	NR	Total
Local	0.000	5.254	17.157	22.700	13.719	12.704	12.952	5.807	2.735	0.367	0.000	93.395
Primary	0.000	0.501	3.103	2.991	16.581	9.269	3.869	0.212	1.297	0.000	0.000	37.823
Miles	0.000	5.755	20.260	25.691	30.300	21.973	16.821	6.019	4.032	0.367	0.000	131.218

	10	9	8	7	6	5	4	3	2	1	NR	
Local	0.000	5.254	17.157	22.700	13.719	12.704	12.952	5.807	2.735	0.367	0.000	93.395
	10	≥9	≥8	≥7	≥6	≥5	≥4	≥3	≥2	≥1		
Actual	0%	6%	18%	24%	15%	14%	14%	6%	3%	0%	0%	
Cumm.	0%	6%	24%	48%	63%	77%	90%	97%	100%	100%	100%	
					Good 24%	Fair 53%	Poor 23%					

	10	9	8	7	6	5	4	3	2	1	NR	
Primary	0.000	0.501	3.103	2.991	16.581	9.269	3.869	0.212	1.297	0.000	0.000	37.823
	10	≥9	≥8	≥7	≥6	≥5	≥4	≥3	≥2	≥1		
Actual	0%	1%	8%	8%	44%	25%	10%	1%	3%	0%	0%	
Cumm.	0%	1%	10%	17%	61%	86%	96%	97%	100%	100%	100%	
					Good 10%	Fair 76%	Poor 14%					

	10	9	8	7	6	5	4	3	2	1	NR	
Total	0.000	5.755	20.260	25.691	30.300	21.973	16.821	6.019	4.032	0.367	0.000	131.218
	10	≥9	≥8	≥7	≥6	≥5	≥4	≥3	≥2	≥1		
Actual	0%	4%	15%	20%	23%	17%	13%	5%	3%	0%	0%	
Cumm.	0%	4%	20%	39%	62%	79%	92%	97%	100%	100%	100%	
					Good 20%	Fair 59%	Poor 21%	*Good (PASER rating ≥8), Fair (PASER rating = 7, 6, 5) & Poor (PASER rating ≤4)				