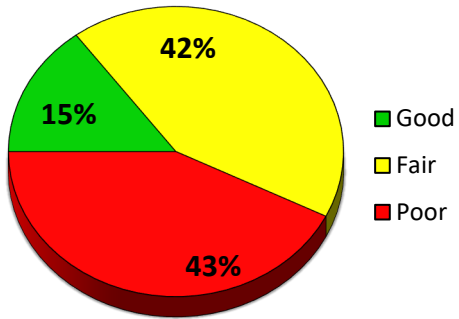
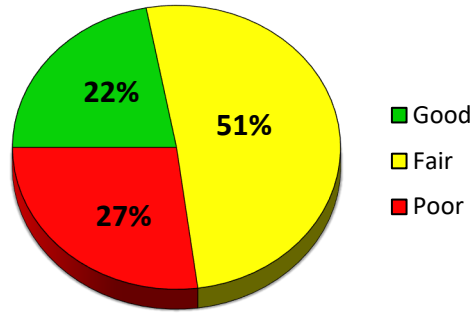


2026 Wakeshma Township Surface Rating Summary

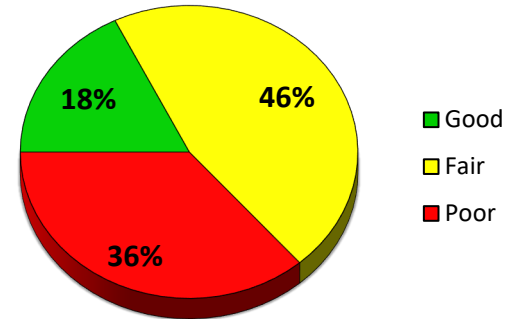
Primary Roads



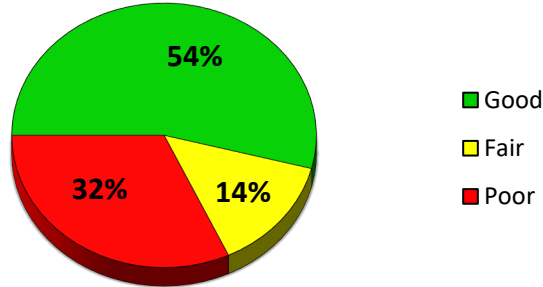
Local Roads



Local & Primary Roads



Gravel Roads



*Good (rating ≥ 8), Fair (rating = 7, 6, 5) & Poor (rating ≤ 4)

Paved Roads rated using the Pavement Surface Evaluation and Rating (PASER). Gravel Roads rated using Inventory Based Rating (IBR).

WAKESHMA TOWNSHIP PASER RATING MILEAGE

	10	9	8	7	6	5	4	3	2	1	NR	Total
Local	0.000	1.002	2.769	7.374	1.338	0.000	1.503	1.110	0.502	1.520	0.000	17.118
Primary	0.000	0.000	3.746	0.000	4.947	5.791	10.762	0.004	0.000	0.000	0.000	25.250
Miles	0.000	1.002	6.515	7.374	6.285	5.791	12.265	1.114	0.502	1.520	0.000	42.368

	10	9	8	7	6	5	4	3	2	1	NR	Total
Local	0.000	1.002	2.769	7.374	1.338	0.000	1.503	1.110	0.502	1.520	0.000	17.118
Actual	10	≥9	≥8	≥7	≥6	≥5	≥4	≥3	≥2	≥1		
Cumm.	0%	6%	16%	43%	8%	0%	9%	6%	3%	9%	0%	
	0%	6%	22%	65%	73%	73%	82%	88%	91%	100%	100%	
					Good	Fair	Poor					
					22%	51%	27%					

	10	9	8	7	6	5	4	3	2	1	NR	Total
Primary	0.000	0.000	3.746	0.000	4.947	5.791	10.762	0.004	0.000	0.000	0.000	25.250
Actual	10	≥9	≥8	≥7	≥6	≥5	≥4	≥3	≥2	≥1		
Cumm.	0%	0%	15%	0%	20%	23%	43%	0%	0%	0%	0%	
	0%	0%	15%	15%	34%	57%	100%	100%	100%	100%	100%	
					Good	Fair	Poor					
					15%	43%	43%					

	10	9	8	7	6	5	4	3	2	1	NR	Total
Total	0.000	1.002	6.515	7.374	6.285	5.791	12.265	1.114	0.502	1.520	0.000	42.368
Actual	10	≥9	≥8	≥7	≥6	≥5	≥4	≥3	≥2	≥1		
Cumm.	0%	2%	15%	17%	15%	14%	29%	3%	1%	4%	0%	
	0%	2%	18%	35%	50%	64%	93%	95%	96%	100%	100%	
					Good	Fair	Poor	*Good (PASER rating ≥8), Fair (PASER rating = 7, 6, 5) & Poor (PASER rating ≤4)				
					18%	46%	36%					

WAKESHMA TOWNSHIP INVENTORY BASED RATING MILEAGE

	10	9	8	7	6	5	4	3	2	1	NR	Total
	0	13.992	2.398	2.003	1.276	0.97	8.364	0	0	1.257	0.066	30.326
	0%	46%	8%	7%	4%	3%	28%	0%	0%	4%	0%	
					Good	Fair	Poor					
					54%	14%	32%					