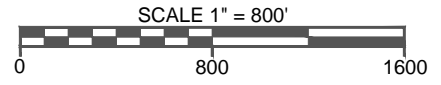
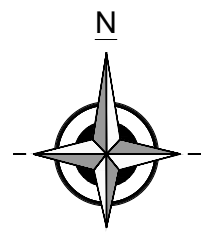
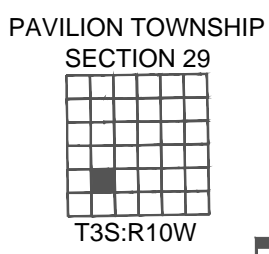


**LEGEND**

	SECTION LINE
	CORPORATE LIMITS
	EDGE OF WATER
	RAILROAD
	STATE TRUNKLINE
	COUNTY PRIMARY
	COUNTY LOCAL
	MILEAGE REPRESENTED ON TOWNSHIP OVERVIEW SHEET
	COUNTY LOCAL
	MILEAGE REPRESENTED ON THIS SHEET



**LOCAL ROAD SYSTEM TOTAL**  
FEET 7,817 EQUALS 1.48 MILES