
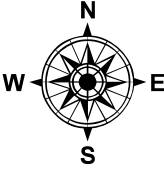
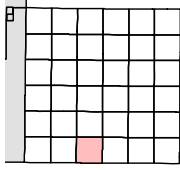


BRADY TOWNSHIP

**KALAMAZOO COUNTY
PAVILION TOWNSHIP
SECTION 33**



1:9,500

Legend

- Railroads
- Municipal Boundaries
- Section Lines
- Lakes
- Streams
- County Drains
- Adjusted Census Urban Area

Roads and Streets:

- State Trunkline Highways
- County Primary Roads
- County Local Roads
- County Local Roads
MILEAGE REPRESENTED ON THIS SHEET
- City Major Streets
- City Minor Streets
- Adjacent County Primary Roads
- Adjacent County Local Roads

LOCAL ROAD SYSTEM TOTAL
FEET 770 EQUALS 0.15 MILES.