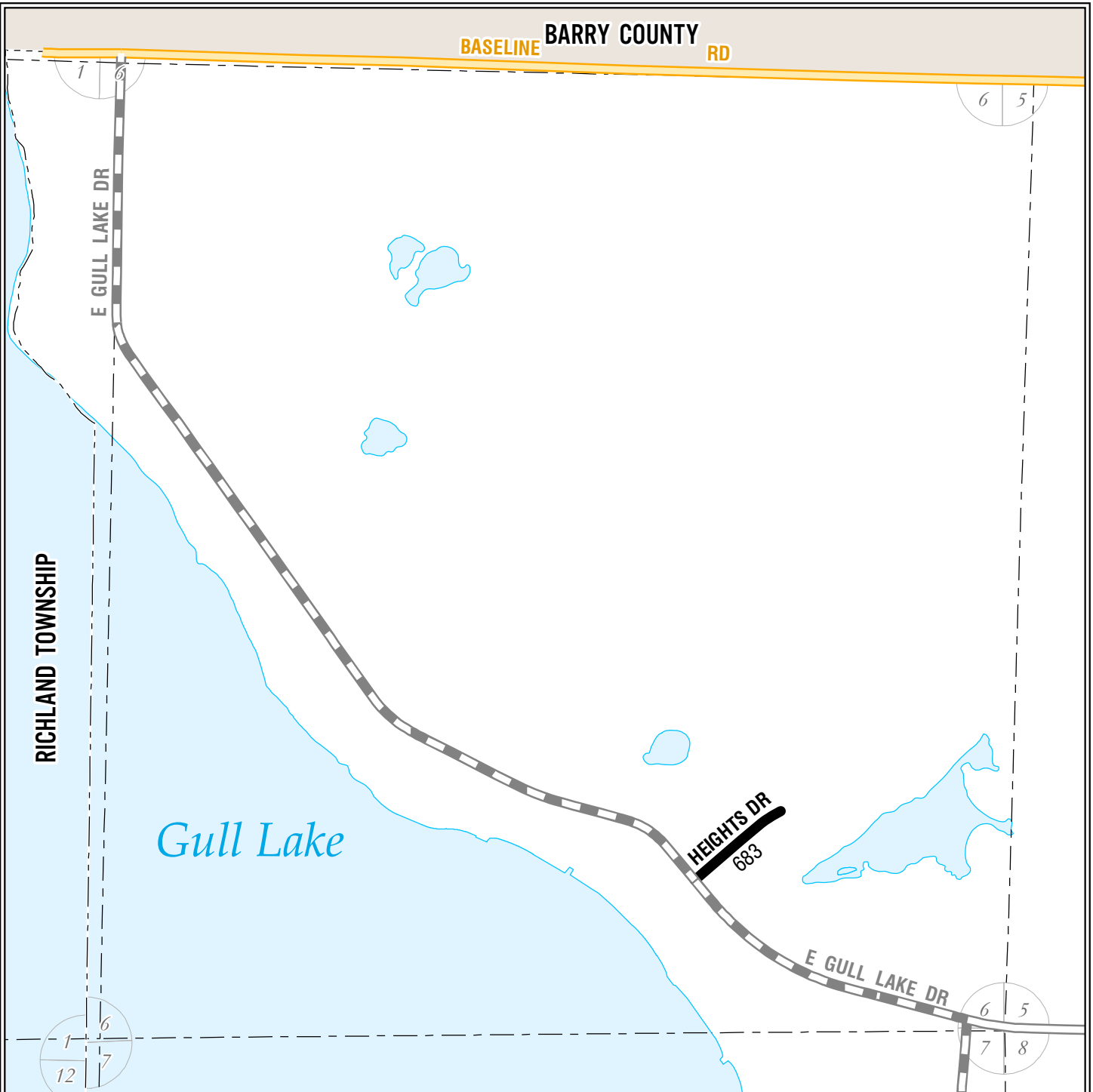


BASELINE BARRY COUNTY RD



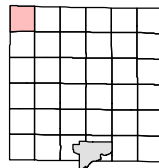
Legend

- Railroads
- Municipal Boundaries
- Section Lines
- Lakes
- Streams
- County Drains
- Adjusted Census Urban Area


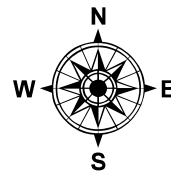
Roads and Streets:

- State Trunkline Highways
- County Primary Roads
- County Local Roads
MILEAGE REPRESENTED ON TOWNSHIP OVERVIEW SHEET
- County Local Roads
MILEAGE REPRESENTED ON THIS SHEET
- City Major Streets
- City Minor Streets
- Adjacent County Primary Roads
- Adjacent County Local Roads

KALAMAZOO COUNTY
ROSS TOWNSHIP
SECTION 6



T01S R09W



1:9,500

LOCAL ROAD SYSTEM TOTAL
FEET 683 EQUALS 0.13 MILES.