


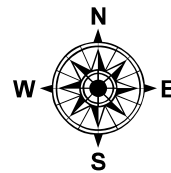
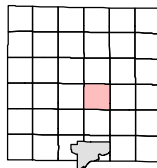
Legend

- Railroads
- Municipal Boundaries
- Section Lines
- Lakes
- Streams
- County Drains
- Adjusted Census Urban Area

Roads and Streets:

- State Trunkline Highways
- County Primary Roads
- County Local Roads
- County Local Roads
- City Major Streets
- City Minor Streets
- Adjacent County Primary Roads
- Adjacent County Local Roads

KALAMAZOO COUNTY
ROSS TOWNSHIP
SECTION 22



1:9,500

LOCAL ROAD SYSTEM TOTAL
FEET 756 EQUALS 0.14 MILES.