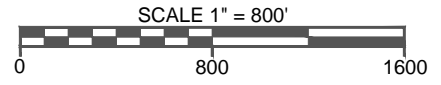
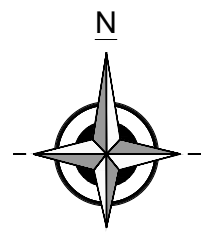
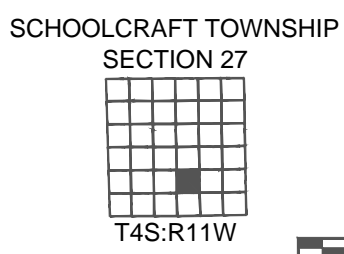


**LEGEND**

	SECTION LINE
	CORPORATE LIMITS
	EDGE OF WATER
	RAILROAD
	STATE TRUNKLINE
	COUNTY PRIMARY
	COUNTY LOCAL MILEAGE REPRESENTED ON TOWNSHIP OVERVIEW SHEET
	COUNTY LOCAL MILEAGE REPRESENTED ON THIS SHEET



**LOCAL ROAD SYSTEM TOTAL**  
 FEET 5,158 EQUALS 0.98 MILES